

bpNichol

with Howard Gerhard



THE MARTYROLOGY

9

ad

sanctos

AD SANCTOS

This page intentionally left blank

AD SANCTOS

a choral performance work

bpNichol/words

Howard Gerhard/music

The Martyrology

Book 9

1986-87

Coach House Press

Toronto

Text © 1993 the Estate of bpNichol
Music © 1993 Howard Gerhard

Published with the assistance of the Canada Council, the Ontario Arts Council
and the Department of Communications.

The writing of *Ad Sanctos* was made possible by a grant from the Music Theatre
Development Program of the Ontario Arts Council.

Canadian Cataloguing in Publication Data

Nichol, B. P., 1944-1988
Ad sanctos : The martyrology, book 9

ISBN 0-88910-454-9

I. Title. II. Title: The martyrology, book 9.

PS8527.I32A74 1993 C811'.54 C92-095508-8
PR9199.3.N48A74 1993

for R. Murray Schafer & John Beckwith

This page intentionally left blank

CONTENTS

bpNichol
preface / 9

bpNichol
Ad Sanctos: words / 13

Howard Gerhard
Ad Sanctos: music / 51

bpNichol
production notes / 299

This page intentionally left blank

PREFACE
bpNichol

This page intentionally left blank

AD SANCTOS

a music/theatre piece with Howard Gerhard

ACT I:

We hear the tail end of a play (last scene of a pageant) as a final cart loaded with actors rumbles out of the area we are watching in. There is a distant flourish of trumpets, a moment's stillness, and then a troupe of 4 or 5 rag-tag players comes rushing into the space. The leader calls on us to wait, not to leave just yet, that as a special treat they will put on a small performance for us. He explains they are poor pilgrims on their way to be buried by the tomb of their favorite saints and that they seek, thru pleasing us with their performance, to find funds for the long journey. Even as he talks more of the same group straggle onto stage until there are some twelve people assembled there. One of them now begins a small sermon on the virtue of virtue but is frequently interrupted as there is much arguing among themselves as to what constitutes virtue and a fair amount of name-calling re the shenanigans X or Y has been up to in the last few days. The narrator becomes anxious that we will become bored and tries to hold our attention with jokes, etc. and then persuades various members of the troupe to come forward and tell their story. This they do with their interjections and corrections from the other members standing around, but this way some four or five stories get told and some notion of the saints they go to be buried by. But as this information accumulates there is new consternation, the sudden realization that there are simply too many saints, that those going to the nearest ones (as it were) will reap all the benefits of the struggle but that others will be left out, end up travelling on their own thru hostile lands. A literal fight breaks out with much punching and name-calling. But out of this a compromise is arrived at; they will all travel to be buried by the tomb of the same saint. Now it remains to choose which saint, a saint they can all agree on. The list is quickly winnowed down to only one obvious choice—St. Valentine. Everyone is happy with this. The man who first spoke to us thanks us for our attention and kindness and says: "When next we meet may it be in Rome by the tomb of St. Valentine." Everyone exits through the crowd asking for donations.

ACT II:

Members of the same troupe come staggering in. The same man says to us: "Ah, we meet again. We have travelled far looking for this grave." He goes on to say they draw near their goal and different members are out looking for the appropriate grave. We hear different feelings from different members of the group about the pleasure of finally being able to rest at the foot of St. Valentine etc., more about their desires for this life and the next, the things that have drawn them on this pilgrimage. One of the people who've been searching comes

rushing in from the left to say that he has found the grave. Mighty shouts & hosannas go up & the whole group begins a song of praise. As they prepare to exit towards the grave another member of the troupe comes rushing in from the right to say she has found the grave, a different grave from the first! Consternation and despair. Arguments & dissensions begin as to which is the true grave and which, therefore, the one they should die & be buried by. The group divides into three camps: one exits to the right to die & be buried by the second grave; the third, three people, remains in the middle of the stage. If the heart is divided even here, then this is a sign. There is no peace in escaping into death. The three turn and head off, back into the world.

bpNichol

draft, September 1986

some notes on the libretto. i try to write a fairly unaccented line when writing librettos (as opposed to my poetry where i work to control the cadence—and hence accent, etc.—to a high degree), the point being to allow the composer the greatest freedom of movement possible. the AD SANCTOS libretto moves back and forth between straight speech and the sung sections. the encompassing fiction of the chorus singing to raise money for their pilgrimage allows this to happen naturally. there are differences between the text of the libretto and Howie's score, differences he and i have discussed as he's gone along. there is one major change to come in the libretto i.e. the inclusion of the conductor as a character. i was hoping we could get away without a conductor but it's become obvious we can't. and i don't want the conductor to stand outside the piece. it's important that he/she be included as part of the dramatic action of the work.

bpNichol

October 1987

AD SANCTOS: WORDS
bpNichol

This page intentionally left blank

Setting

A public gathering place near the Flaminian Way, Rome.

Time

Unspecified.

Characters

i, carries a pitch pipe

she, a woman, carries wood blocks

he, a man, carries a penny whistle

we, carries a snare drum

they, carries cymbals

david, a man, carries a triangle

a writer, carries sticks

a reader, carries a ratchet gourd

st. agnes, a woman, carries a slide whistle

st. reat, a younger man, carries a bass drum

st. ranglehold, a man, carries a tambourine

st. orm, an older man, carries glass chimes

This page intentionally left blank

The fading bars of a trumpet piece are heard, the distant shuffling of feet, and perhaps even a few last stragglers are seen to be exiting—all towards the stage left side of the playing area.

A moment passes in which nothing happens and then *i*, a slight figure in tattered clothing, rushes out from the stage right side of the playing area, looks out at the audience and then, looking back, shouts out:

i:

They're still here!!

i disappears again stage right. We hear a shuffling of feet, a murmur of voices, the blowing of a pitch pipe, and then *i* leads a rag-tag assemblage of tattered, worn, filthy human beings, all humming their beginning notes, out into the playing area. The saints have their flags raised high and each of the characters with a light is holding it up and waving it slowly back and forth. *i* looks out at the audience and announces unctuously:

i:

Ladies and gentlemen! For your further enjoyment some *divertissements* of a moral nature to incite the virtue of charity in your hearts.

i takes off a hat *i* has been wearing and holds it out as if asking for money, and then turns the gesture into a small bow and announces the title:

i:

“A Singer’s Hell: An Instruction on the Nature of Sanctity and Scarcity.”

The singers, who have been humming &/or singing their tones all along, now begin.

i:

So shall

she:

the world

he:

go on,

we:

To good

they:

malignant,

david:

to bad

a writer:

men

a reader:

benign,

st. reat:

Under

st. agnes:

her own

st. ranglehold:

weight

st. orm:

groaning

The singers' faces are wreathed in anguish as they sing. They begin to writhe like tableaux from Doré's engravings of Milton's visions of Hell. As this piece unfolds, i conducts it as well as singing a part, occasionally casting anxious looks back at the audience. i's anxiety is heightened each time i looks back; i's becoming convinced the piece is bombing completely. Finally i steps towards the front of the playing area and looking out asks:

i:

Is all this clear? We've been accused of a bit of obscurity in some of the towns we've passed thru and ...

i's voice trails away. **i** looks back at the singers and then, going back, begins to whisper in their ears, one by one, suggesting a change to something lighter, something sprightlier. And one by one they begin to shift into a totally different mood and temperament.

chorus:

we are going to	saints
we are going to	saints
we are going to	saints

we are going to	saints
we are going to	saints
we are going to	saints

sacred saints	fabulous & faithful
saints of language	saints of spirit
saints of song	saints of being blessed

we are going to	saints
we are going to	saints
we are going to	saints

we are going to	saints
we are going to	saints
we are going to	saints

sacred saints (saints)	fabulous & faithful
saints (saints) of language	saints (saints)
saints (saints) of spirit	saints (saints) of song
saints (saints) of being blessed	
yes yes yes yes yes yes yes yes yes yes yes	

we are going to	saints
we are going to	saints
we are going to	saints

we are going to	saints
we are going to	saints
we are going to	saints

saints		he:		saints
saints				saints
saints	signs			saints
saints	give me signs			saints
saints				saints
saints		they & he:		saints
saints				saints
saints	give us signs			saints
saints				saints
saints		they, he & she:		saints
saints				saints
saints	give us signs		give us signs	saints
saints				saints
saints		they, he, she & we:		saints
saints				saints
saints	give us signs	signs	signs	saints
saints				saints
saints	give us signs	give us signs	give us signs	saints
give us signs	give us signs	give us signs	give us signs	give us signs
give us signs	give us signs	give us signs	give us signs	give us signs
give us signs	give us signs	give us signs	give us signs	give us signs
give us signs	give us signs	give us signs	give us signs	give us signs
give us a sign	give us a sign	give us a sign	give us a sign	give us a
sign	give us a sign	give us a sign	give us a sign	give us a
sign	give us a sign	give us a sign	give us a sign	give us a sign
give us a sign	give us a sign	give us a sign	give us a sign	give us a sign
give us a sign	give us a sign	give us a sign	give us a sign	give us a sign
sign				sign

As the **chorus** continues, becoming softer and softer, **i** steps forward and addresses the audience.

i:

You can see the problem. Even belief takes money. Otherwise your belief in belief fades. But how do you ask for it without seeming ... hypocritical? So ...

(**i** gestures at the **chorus**)

... we try to offer a little entertainment, a little instruction, in return for your hard-earned coin. We share the same difficulty after all.

a reader:

(shouts from the **chorus**)

Tell 'em where we're going.

i:
(flustered)

Ah ... yes. We're off to visit the tomb of St. Valentine. To spend our days in praise and to die and be buried next to him.

david:

A holy pilgrimage.

i removes i's hat again, and places it at the very front of the playing area.

i:

And of course we need your assistance.

There is little or no response from the audience.

i:
(looking around sadly)

We have been on the road a long time now.

he:
(shouting from the chorus)

Let's give 'em something more familiar.

i:

More familiar? Well ...

he:

Sure! Give 'em Saint Reat's song.

st. reat:

That old chestnut!!

i:

Alright! Alright! No schisms. We're trying to raise a little money here. (blows on his pitch pipe) Ready?

he, she, we, they, david, a writer & a reader:

Oh let me sing
Oh let me dance
Oh God please give me
A second chance

I was never for prayer
I was never for peace
I was never that happy
I was never that pleased

But oh let me sing
Oh let me dance
Oh God please give me
A second chance

As the seven members of the **chorus** sing the above, the four saints attempt an awkward little dance. In the middle of it, **st. reat** and **st. orm** take a wrong turn and crash into each other, knocking each other to the floor. The seven-member **chorus** sings on behind them.

st. orm:
(stage whisper)

You fool! Watch what you're doing!!

st. reat:
(stage whisper)

If you'd keep those bananas you call feet peeled, this wouldn't have happened.

i:
(dragging them both to their feet)

SHHH!!
(casts despairing glance at audience)
Keep dancing!

They continue their awkward dance. As the piece ends a member of the audience walks to the front and puts some money in the hat and then returns and sits down again. **i** is beside himself with gratitude.

i:

Oh thank you! Thank you!!

i pauses, looking around expectantly at the rest of the audience. After whatever response i gets:

i:

Would it help to hear something of each pilgrim's life? We are a troupe, a community really. And we have forsaken the selfishness of the individual or ...

(throws a glance at the saints)

... at least we've tried to.

st. orm:

Fat lot of good it's done us.

i ignores him, looks around at the audience for a moment, and then, shrugging, blows the opening note on the pitch pipe:

chorus:

a life
a life
a life
a life
a life
a life
a life
a life
a life
a life
a life
a life
a life
a life
a life
a life
a life
a life
a life
a life
a life
a life
a life

st. reat:

Was i not a saint?
What of it?
All that in another time.
Is not a saint but
one who dies?
Are not our lives but
endless questions
noone answers?
No noone answers.

a life	all i've	alive	
a life	all i've	alive	
a life	all i've	alive	a death
a life	all i've	alive	a death
a life	all i've	alive	a death
a life	all i've	alive	a death
a life			a death
a life			a death
a life			a death
a life			a death
a life			a death
a life			a death
a life			a death
a life			a death
a life			a death
a life			a death
a life			a death
a life			a death
a life			a death
a life			a death
a life			a death
a life			a death

During all of the preceding, **i** keeps a wary eye on the audience. Now, as the voices fade, **i** steps forward again; gesturing at the hat which is still sitting on the very front of the playing area.

i:

lives. our lives. a saint's life. & now to dedicate this life to praising a saint that we may join him in that life ...

There is a sudden disruption in the chorus. **st. reat** & **st. orm** are pushing & shoving at each other. **st. ranglehold** & **st. agnes** are trying to separate them.

st. reat:

don't give me any of your holier-than-thou talk! i've suffered too.

st. orm:

suffered?! you don't even know the meaning of the word "suffer"!

st. agnes:

c'mon you two! break it up. i'm sick of listening to you argue.
(aside to a writer)

there's nothing worse than two old fools, who think they're holy men,
arguing.

i rushes back to assist in separating them as **st. orm** takes a swing at **st. reat** &
hits **st. ranglehold** instead. **st. ranglehold** drops, moaning.

i:

gentle sirs! gentlefolk! this is an entertainment, not a brawl! not a time
for settling old antagonisms.

a reader throws up his hands in despair.

a reader:

i told you there was no point in this pilgrimage. we'll never succeed.

(then turning to **a writer**)

you get a feeling for these things after awhile. you can tell by the way
it begins how the whole thing's going to end.

we:

unity! unity!

a desperate we pulls out a pitch pipe &, blowing it to sound the starting pitch,
begins to conduct everyone except **i** & the saints in the singing of a praise-song
on the theme of unity. all thru this **st. orm** keeps taking swings at **st. reat** and
st. reat swings back. they curse each other and flail ineffectually.

chorus (sung):

oh that in this life we
strive together to be
united peacefully
through wars & famine
plague & the earth's own toll
to be we to be we to be we
when all about us people die
& when they die they die alone
under the sword or
the earth's harsh groan
and heave. yet to be we
to be we to be we
strive together peacefully

st. reat (spoken):

you're nothing but a has been!

st. orm:

an am.

st. reat:

a was.

st. orm:

an is.

to be we to be we to be we
to be we to be we to be we

st. reat:

a shouldn't have been.

st. orm:

and shall be again.

As the **chorus** finishes, the two saints slump back exhaustedly.

i:

(pointing at the saints)

they were all saints themselves you know.
gave it up. all that "me me me" of
sainthood. the idea was to merge
ourselves into a larger body, to forget
ourselves by praising another.

(he shrugs)

and look at this!

(gestures at the saints again)

it took so long to draw us together. to
agree on a saint we could spend our days
praising.

(looks up beseechingly)

and did you not give us those signs,
Valentine?

At which point the **chorus** begins to sing the following:

she:

did not my heart break valentine?
was that a sign?

he:

did not my heart ache valentine?
was that a sign?

they:

did not my heart freeze valentine?
was that a sign?

we:

did not my heart ease valentine?
was that a sign?

david:

did not my heart need valentine?
was that a sign?

i:

did not my heart bleed valentine?
was that a sign?

a reader:

did not my heart yearn valentine?
was that a sign?

a writer:

did not my heart burn valentine?
was that a sign?

st. agnes:

did not my heart seek valentine?
was that a sign?

st. reat:

did not my heart speak valentine?
was that a sign?

st. ranglehold:

did not my heart sigh valentine?
was that a sign?

st. orm:

did not my heart cry valentine?
was that a sign?

sign design signal sign in you.
design signal sign design
signal sign design signal
sign design signal sign we:
design signal sign design
signal sign design signal sign of my prayer
sign design signal sign in you.
design signal sign design
signal sign design signal
sign design signal sign
design signal sign design david:
signal sign design signal
sign design signal sign sign of my life
design signal sign design in you.
signal sign design signal
sign design signal sign
design signal sign design she:
signal sign design signal
sign design signal sign sign of my death
design signal sign design in you.
signal sign design signal
sign design signal sign
design signal sign design he:
signal sign design signal
sign design signal sign sign of my sign
design signal sign design in you.
signal sign design signal
sign design signal sign
design signal sign design i:
signal sign design signal
sign design signal sign sign of my time
design signal sign design in you.
signal sign design signal
sign design signal sign
design signal sign design
signal sign design signal

they:
(to st. orm)

what's wrong with preaching? we just sang them a love song.

we:

so sing them another one.

st. ranglehold:

something sweet.

david:

familiar.

i:
(to the chorus, announcing the title)

“This Is A Love Song.”

chorus nods, pleased. everyone hums their pitch.

chorus:

this is a love song

this is a love song

wrote it on the long road singing

wrote it on the long road singing

nearly home

nearly home

a

b

c

david:

d
e
f
g
h
i
j
k
l
m
n
o
p
q
r
s
t
u
v
w
x
y

city of love, i have imagined,
city of peace, your squares &
dwellings, devoid of palaces &
citadels, houses of power & of war,
not banished but never desired. city
i've wandered dreaming, have dwelt in &
called home.

half-chorus:

this is a love song
wrote it on the long road singing
nearly home

st. agnes:

home, or a heaven, a haven or
simply being. here. in the world.
this world &
therefore i praise. therefore i sing of
the heart. celebrate the dwelling place.
that which is. that which is.
that which is.

half-chorus:

this is a love song
wrote it on the long road singing
nearly home

i:

are you sure?

she:

of course i'm sure. it's got his name on it.

i falls to **i**'s knees, arms raised, gazing up at the heavens.

i:

bless us father mother. bless you. bless St. Valentine ...

st. orm:

enough blessings! let's get going. when we're this close why hang around here?

The mood's been broken for **i**. **i** stands up, brushing the dirt off the knees of **i**'s trousers.

i:

no need to be rude. i was just taking a moment out to praise.

st. orm:

we've been doing nothing but praising for the last half hour. we'll all be dead before we reach the tomb.

And **st. orm** stalks off towards the left. he pauses just before exiting & looks back.

st. orm:

well?

i:

i still think a blessing, a song of praise, is in order.

st. orm:
(sneering)

order?!

(looks around)

what do any of you know of order?

& **st. orm** turns & leaves. there is a moment of uncomfortable silence & then i blows the pitch pipe once again.

i:

don't let him destroy the spirituality of the moment. together now.

chorus:

ble**ss** ble**ss** ble**ss** ble**ss** si**ng**
ble**ss** ble**ss** ble**ss** ble**ss** si**ng**
ble**ss** ble**ss** ble**ss** ble**ss** si**ng**
si**ng** ble**ss** si**ng** ble**ss** si**ng**
si**ng** ble**ss** si**ng** ble**ss** si**ng**
si**ng** ble**ss** si**ng** ble**ss** si**ng**
ble**ss** ble**ss** ble**ss** ble**ss** si**ng**
ble**ss** ble**ss** ble**ss** ble**ss** si**ng**
ble**ss** ble**ss** ble**ss** ble**ss** si**ng**
si**ng** ble**ss** si**ng** ble**ss** si**ng**
si**ng** ble**ss** si**ng** ble**ss** si**ng**
si**ng** ble**ss** si**ng** ble**ss** si**ng**
ble**ss** ble**ss** ble**ss** ble**ss** si**ng**
ble**ss** ble**ss** ble**ss** ble**ss** si**ng**
ble**ss** ble**ss** ble**ss** ble**ss** si**ng**
si**ng** ble**ss** si**ng** ble**ss** si**ng**
si**ng** ble**ss** si**ng** ble**ss** si**ng**
si**ng** ble**ss** si**ng** ble**ss** si**ng**
ble**ss** ble**ss** ble**ss** ble**ss** si**ng**

david:

ble**ss** you. le**ss** me when i
ble**ss** you. mo**re** me con a-
mo**re**, ble**ss**ing you.

she:

ble**ss** you. le**ss** me when i
ble**ss** you. mo**re** me con a-
mo**re**, ble**ss**ing you.

they:

ble**ss** you. le**ss** us when we
ble**ss** you. mo**re** we con a-
mo**re**, ble**ss**ing you.

david & she:

ble**ss** you. le**ss** me when i
ble**ss** you. mo**re** we con a-

bless bless bless bless sing
bless bless bless bless sing
sing bless sing bless sing
sing bless sing bless sing
sing bless sing bless sing
bless bless bless bless sing
bless bless bless bless sing
bless bless bless bless sing
sing bless sing bless sing
sing bless sing bless sing
sing bless sing bless sing
sing bless sing bless sing
bless bless bless bless sing
bless bless bless bless sing you
bless bless bless bless sing you
sing bless sing bless sing you
sing bless sing bless sing you
sing bless sing bless sing you
bless sing you

more, blessing you.

david, she & they:

bless you. less us when we
bless you. more we can a-
more, blessing you.

sing you bless sing you
bless sing you
sing you bless sing you
bless sing you

As they sing the closing part of the song, the **chorus** begins to troop off to the left following the already departed **st. orm.** just as the first person goes to exit, **he** rushes in from the right.

he:

i've found it! i've found the tomb of St. Valentine!

Everyone stops abruptly with much bumping into each other, cursing and consternation.

i:

what?

how can that be?

st. reat:

a writer:

are you sure?

They all turn and stare angrily at he.

he:
(taken aback)

sure? of course i'm sure. it's got his name on it

he points back the way he's just come from.

he:

come & see.

a reader:

we were just going.

he:

home?

st. agnes:

we thought so.

he:

giving up?

st. ranglehold:

no. going.

they:

to the tomb.

he:

the one i found.

she:

the one i found.

he:

you found? but that's impossible.

david:

a miracle?

i:

impossible.

she:

i found the tomb of St. Valentine.

he:

i found the tomb of St. Valentine.

she & he:

They glare at each other for a moment.

she:

there is only one true tomb and therefore only one real way to choose.

he:

exactly.

she:

you've done this to discredit me, haven't you?

he:

why would i bother? you discredit yourself.

Everyone else is following this argument, torn back and forth by prior loyalties, commitments to ideals, etc. At this point **he & she** withdraw to opposite sides of the stage. **she** begins to sing:

she:

No path but the true path
should be taken.

he:

No road but the holy road,
the way.

she:

All other roads are
mistaken.

he:

When the true path is
taken, the way is clear,

she & he:

tho the true path be not the near path
& the price be dear,
no path but the true path
should be taken. No road but
the holy road, the way. All other roads
are mistaken.

Now everyone joins in. This is sung as a combination of a series of monologues and conversations.

chorus:

No path but the true path
should be taken. No road but the
holy road, the way. All other roads are
mistaken. When the true path is
taken, the way is clear, tho
the true path be not the near path
& the price be dear,
no path but the true path
should be taken. No road but
the holy road, the way. All other roads are
mistaken & when taken
lead to loneliness, lovelessness,
lead to emptiness, bitterness,
lead to nothingness, lead away.

the words in the last three lines (“loneliness,” “lovelessness,” “emptiness,” “bit-
terness” & “nothingness” are picked up and sung by various members of the
chorus as solo lines and then **i** sings the last line of the song:

i:

away.

she & **he** are still standing on opposite sides of the playing area glaring at each
other.

she:

i know what i saw.

he:

and i.

she:

anyone who wishes to follow me to the true tomb is welcome.

he:

i extend the same invitation.

The rest of the **chorus** look back & forth between **she & he**, & then at each other.

a writer:

her speech has the ring of truth to it.

a reader:

i was about to say the same about his.

a writer:

i think i'll follow her.

a reader:

him.

And they walk to join their chosen side. The rest of the **chorus** looks around & then with shrugs or sneers moves to one or the other side of the playing area.

we:

how can we know the true tomb when there are two.

they:

we know the messengers. we know who we can trust.

we & david join **she & a writer** on the left; **they & st. reat** join **he & a reader** on the right; **i, st. agnes & st. ranglehold** move towards the front centre of the playing area.

she & the others exit to the left; **he & the others** exit to the right; **i, st. agnes & st. ranglehold** are left alone in the playing area. **i** sits down dejectedly.

i:

and we seemed so close.

st. agnes:
(shrugging)

it's always this way.

i:
(looking up)

it is?

st. ranglehold:

the same ones who make you saints take your sainthood away.

st. agnes:

it's the nature of it.

st. ranglehold:

a lesson in the imperfectibility of perfection.

i:
(looking down again)

but we were so close.

st. agnes & st. ranglehold reach down and, each taking an arm, lift **i** up.

st. agnes:

i've come to believe that's the point.

st. ranglehold:

when you come right down to it ... if there are two valentines ...

st. agnes:

... two hearts ...

st. ranglehold:

if even here there is, after all, such a division ...

(he shrugs)

one and one makes one zero.

i:

what?

st. agnes:

the heart's a binary system. one and one makes one zero.

And then the three of them together begin to sing.

i, st. agnes & st. ranglehold:

one and one makes one zero
one and one makes one zero
one and one makes one zero
one and one makes one zero
one and one makes one zero
one and one makes one zero
one and one makes one zero
one and one makes one zero
one and one makes one zero
one and one makes one zero
one and one makes one zero
one and one makes one zero
one and one makes one zero
one and one makes one zero
one and one makes one zero
one and one makes one zero
one and one makes one zero
one and one makes one zero
one and one makes one zero
one and one makes one zero

As they sing they begin to move forward out of the playing area and exit through the audience. We still hear them singing. Tho they are no longer in sight we hear their singing end just as **st. orm** comes striding out onto the playing area and then, hearing them, follows them out through the audience.

st. orm:
(under his breath)

bloody fools!

This page intentionally left blank

AD SANCTOS: MUSIC
Howard Gerhard

This page intentionally left blank

so shall the world go on...

upper $\text{♩} = 120$

middle *mp* so shall the world go on to

lower *mp* so shall the world go on to good

drum

4/2

upper $\text{♩} = 120$

middle *good* ma- lig- nant to bad men be- nign

lower ma- lig- nant to bad men be nign un- der her weight

drum *so mp* shall the world go

mp

upper 8

middle groa- ning un der her own weight *mf*

lower *mf* un der her own weight groa

drum good un der her own weight groa - - - *mf*


upper 12

middle groa - - ning so shall the world go on

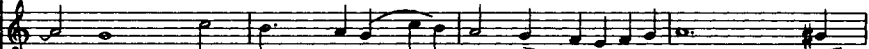
lower - ning so shall the world go on to good

drum - - ning so

upper 16



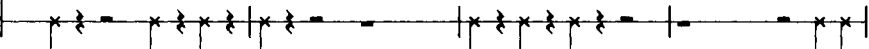
middle to good ma- lig- nant to bad men be- nign



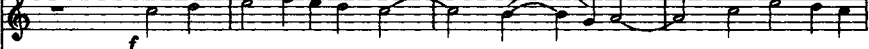
ma- lig nant to bad - - men be-




drum shall the world go on to good ma- lig-



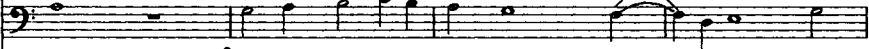
upper 20



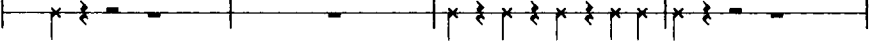
middle *f* so shall the world go on to good



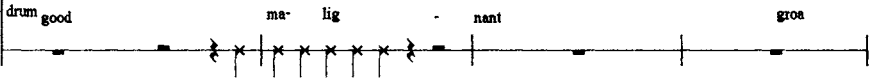


nign *f* so shall the world go





drum nant *f* so shall the world go on to



upper
24



upper
28



we're going to saints

she

dry, hollow

$\text{♩} = 170$

we

david

mf we're go ing to saints we're go ing to saints we're go ing to saints

st orm

chorus

chorus

violin 1

violin 2

flutes

bass

perc

mf

triangle

perc

mf

you

whispered

7 we are going

we are going

continue

she

4

Musical staff for 'she' with a treble clef and a key signature of one sharp (F#). The staff contains three measures of whole rests.

we

mf

Musical staff for 'we' with a treble clef and a key signature of one sharp (F#). The staff contains three measures of eighth-note patterns: quarter, eighth, quarter, eighth, quarter, eighth, quarter, eighth.

david we're go ing to saints we're go ing to saints we're go ing to saints

Musical staff for 'david' with a bass clef and a key signature of one sharp (F#). The staff contains three measures of eighth-note patterns: quarter, eighth, quarter, eighth, quarter, eighth, quarter, eighth.

saints go ing to saints go ing to saints go ing to

Musical staff for 'saints' with a bass clef and a key signature of one sharp (F#). The staff contains three measures of whole rests.

chorus

Musical staff for 'chorus' with a treble clef and a key signature of one sharp (F#). The staff contains three measures of whole rests.

chorus

Musical staff for 'chorus' with a bass clef and a key signature of one sharp (F#). The staff contains three measures of whole rests.

violin 1

Musical staff for 'violin 1' with a treble clef and a key signature of one sharp (F#). The staff contains three measures of whole rests.

violin 2

Musical staff for 'violin 2' with a treble clef and a key signature of one sharp (F#). The staff contains three measures of whole rests.

flutes

Musical staff for 'flutes' with a treble clef and a key signature of one sharp (F#). The staff contains three measures of whole rests.

bass

Musical staff for 'bass' with a bass clef and a key signature of one sharp (F#). The staff contains three measures of eighth-note patterns: quarter, eighth, quarter, eighth, quarter, eighth, quarter, eighth.

perc

Musical staff for 'perc' with a treble clef and a key signature of one sharp (F#). The staff contains three measures of eighth-note patterns: quarter, eighth, quarter, eighth, quarter, eighth, quarter, eighth.

perc

Musical staff for 'perc' with a bass clef and a key signature of one sharp (F#). The staff contains three measures of whole rests.

you

Musical staff for 'you' with a bass clef and a key signature of one sharp (F#). The staff contains three measures of whole rests.

she

8

mf go ing to saints go ing to saints go ing to saints

david we're go ing to saints we're go ing to saints we're go ing to saints

st orn saints go ing to saints go ing to saints go ing to

chorus *mf* we are go ing to

chorus

violin 1

violin 2

flutes

bass

perc

perc

you *mf*

she

we go ing to saints go ing to saints go ing to saints

david we're go ing to saints we're go ing to saints we're go ing to saints

st orm saints go ing to saints go ing to saints go ing to

chorus we are go ing to we are go ing to we are go ing to

chorus

violin 1

violin 2

flutes

bass

perc

perc

you

mf

she

we go ing to saints go ing to saints go ing to saints

david we're go ing to saints we're go ing to saints we're go ing to saints

st orm saints go ing to saints go ing to saints go ing to

chorus we are go ing to we are go ing to we are go ing to

chorus

violin 1

violin 2

flutes

bass

perc

claro

claves

perc *mf*

crash c.

you

f

she

16

Musical staff for voice part 'she' in treble clef, key of D major. The melody consists of eighth notes and quarter notes with rests.

we go ing to saints go ing to saints go ing to saints

Musical staff for voice part 'we' in treble clef, key of D major. The melody consists of eighth notes and quarter notes with rests.

david we're go ing to saints we're go ing to saints we're go ing to saints

Musical staff for voice part 'david' in bass clef, key of D major. The melody consists of eighth notes and quarter notes with rests.

st arm saints go ing to saints go ing to saints go ing to

Musical staff for voice part 'st arm' in bass clef, key of D major. The melody consists of eighth notes and quarter notes with rests.

chorus we are go ing to we are go ing to we are go ing to

Musical staff for chorus part 1 in treble clef, key of D major. The melody consists of quarter notes and half notes.

chorus *f* we are go- ing to saints

Musical staff for chorus part 2 in bass clef, key of D major. The melody consists of quarter notes and half notes.

violin 1

Musical staff for violin 1 in treble clef, key of D major. The part is mostly rests with some notes in the final measure.

violin 2

Musical staff for violin 2 in treble clef, key of D major. The part is mostly rests with some notes in the final measure.

flutes

Musical staff for flutes in treble clef, key of D major. The part is mostly rests.

bass

Musical staff for bass in bass clef, key of D major. The part consists of eighth notes and quarter notes with rests.

perc

Musical staff for percussion in treble clef, key of D major. The part consists of quarter notes and eighth notes with rests.

perc

Musical staff for percussion in bass clef, key of D major. The part consists of quarter notes and eighth notes with rests.

you

f *f* *f*

she
 we go ing to saints we're go ing to saints we're go ing to saints
 david we're go ing to saints we're go ing to saints we're go ing to saints
 st orn saints go ing to we're go ing to saints we're go ing to saints
 chorus we are go ing to we're go ing to saints we're go ing to saints
 chorus we're go ing to saints we're go ing to saints
 go- ing to we're go ing to saints we're go ing to saints
 violin 1
 violin 2 *ff*
 flutes *ff*
 bass *ff*
 perc *ff*
 perc *ff* *lam*
 you *f* *ff*

7 | to saints to saints to saints to saints |

loudly

she

slower

♩ = 135

24

Musical staff for 'she' in G major, showing a whole rest followed by a half note G4 with an accent mark.

we

mp

saints

Musical staff for 'we' in G major, showing a whole rest followed by a quarter note G4, an eighth note A4, a quarter note B4, and a quarter note C5, all with an accent mark.

david

mp

go ing to saints

Musical staff for 'david' in G major, showing a whole rest followed by a quarter note G4, an eighth note A4, a quarter note B4, and a quarter note C5, all with an accent mark.

st orm

mp

go ing

Musical staff for 'st orm' in G major, showing a whole rest followed by a quarter note G4, an eighth note A4, a quarter note B4, and a quarter note C5, all with an accent mark.

chorus

Musical staff for 'chorus' in G major, showing a whole rest.

chorus

Musical staff for 'chorus' in G major, showing a whole rest.

violin 1

Musical staff for 'violin 1' in G major, showing a whole rest.

violin 2

Musical staff for 'violin 2' in G major, showing a whole rest.

flutes

Musical staff for 'flutes' in G major, showing a whole rest.

bass

Musical staff for 'bass' in G major, showing a whole rest.

perc

Musical staff for 'perc' in G major, showing a whole rest followed by a quarter note G4, an eighth note A4, a quarter note B4, and a quarter note C5, all with an accent mark.

perc

mp

Musical staff for 'perc' in G major, showing a whole rest followed by a quarter note G4, an eighth note A4, a quarter note B4, and a quarter note C5, all with an accent mark.

you

Musical staff for 'you' in G major, showing a whole rest.

she

Musical staff for 'she' with a treble clef and a key signature of one sharp (F#).

we

Musical staff for 'we' with a treble clef and a key signature of one sharp (F#). The word 'saints' is written above the staff.

david

Musical staff for 'david' with a bass clef and a key signature of one sharp (F#). The words 'we are go ing' are written below the staff.

st orm

Musical staff for 'st orm' with a bass clef and a key signature of one sharp (F#). The words 'go ing' are written above the staff.

chorus

Musical staff for 'chorus' with a treble clef and a key signature of one sharp (F#). The word 'expressively' is written above the staff.

chorus

Musical staff for 'chorus' with a bass clef and a key signature of one sharp (F#). The words 'sac- red saints' are written above the staff. The dynamic marking 'mp' is present.

violin 1

Musical staff for 'violin 1' with a treble clef and a key signature of one sharp (F#). The words 'sac- red saints' are written above the staff. The dynamic marking 'mp' is present.

violin 2

Musical staff for 'violin 2' with a treble clef and a key signature of one sharp (F#).

flutes

Musical staff for 'flutes' with a treble clef and a key signature of one sharp (F#).

bass

Musical staff for 'bass' with a bass clef and a key signature of one sharp (F#).

perc

Musical staff for 'perc' with a treble clef and a key signature of one sharp (F#).

perc

Musical staff for 'perc' with a bass clef and a key signature of one sharp (F#). The dynamic marking 'mp' is present.

you

Musical staff for 'you' with a treble clef and a key signature of one sharp (F#). The word 'softly' is written below the staff.

she

28

Musical staff for 'she' (treble clef, G-clef, key signature of one sharp).

we

Musical staff for 'we' (treble clef, G-clef, key signature of one sharp).

david

Musical staff for 'david' (bass clef, F-clef, key signature of one sharp).

st orm

Musical staff for 'st orm' (bass clef, F-clef, key signature of one sharp).

chorus

Chorus vocal line (treble clef, G-clef, key signature of one sharp).

chorus

fa bu lous and faith- ful saints of

Chorus accompaniment (bass clef, F-clef, key signature of one sharp).

violin 1

fa bu lous and faith- ful saints of

Violin 1 musical staff (treble clef, G-clef, key signature of one sharp).

violin 2

Violin 2 musical staff (treble clef, G-clef, key signature of one sharp).

flutes

Flutes musical staff (treble clef, G-clef, key signature of one sharp).

bass

Bass musical staff (bass clef, F-clef, key signature of one sharp).

perc

Upper percussion musical staff (treble clef, G-clef).

perc

Lower percussion musical staff (bass clef, F-clef).

you

mp

mp

(cont.)

she

32

we

david

st orm

chorus

chorus lan- guage

saints of spi- rit

violin 1

lan- guage

saints of spi- rit

violin 2

flutes

bass

perc

perc

you

mp

she

a tempo

36

Musical staff for the vocal part 'she'. It consists of a treble clef, a key signature of one sharp (F#), and a series of rests across three measures.

we

Musical staff for the vocal part 'we'. It consists of a treble clef, a key signature of one sharp (F#), and a series of rests across three measures.

David

we're go ing to saints

mf

Musical staff for the vocal part 'David'. It consists of a bass clef, a key signature of one sharp (F#), and a series of rests across three measures.

st orn

Musical staff for the vocal part 'st orn'. It consists of a bass clef, a key signature of one sharp (F#), and a series of rests across three measures.

chorus

Musical staff for the chorus part (top). It consists of a treble clef, a key signature of one sharp (F#), and notes with lyrics: 'saints of song of be ing blessed'. There are long horizontal lines above the notes, possibly indicating a sustained sound or a specific performance instruction.

chorus

saints of song of be ing blessed

cresc.

Musical staff for the chorus part (bottom). It consists of a bass clef, a key signature of one sharp (F#), and notes with lyrics: 'saints of song of be ing blessed'. There are long horizontal lines above the notes, similar to the top staff.

violin 1

saints of song of be ing blessed

cresc.

Musical staff for violin 1. It consists of a treble clef, a key signature of one sharp (F#), and a series of rests across three measures.

violin 2

Musical staff for violin 2. It consists of a treble clef, a key signature of one sharp (F#), and a series of rests across three measures.

flutes

Musical staff for flutes. It consists of a treble clef, a key signature of one sharp (F#), and a series of rests across three measures.

bass

Musical staff for bass. It consists of a bass clef, a key signature of one sharp (F#), and a series of rests across three measures.

perc

Musical staff for percussion (top). It consists of a treble clef, a key signature of one sharp (F#), and notes with rests across three measures.

perc

Musical staff for percussion (bottom). It consists of a bass clef, a key signature of one sharp (F#), and notes with rests across three measures.

you

Musical staff for the vocal part 'you'. It consists of a treble clef, a key signature of one sharp (F#), and a series of rests across three measures.

st. op

st. art

she

we

dauid

we're go ing to saints we're go ing to saints we're go ing to saints

st orm

chorus

chorus

violin 1

violin 2

flutes

bass

perc

perc

mf

you

we are going we are going

softly

(cont.)

she 40

we saints go'ng to saints go'ng to saints go'ng to

we're go ing to saints we're go ing to saints we're go ing to saints

st orm

chorus

chorus

violin 1

violin 2 *mf*

flutes *mf*

bass

perc *mf*

perc

you *mf*

she

44

she
saints going to saints going to saints going to

we're going to saints we're going to saints we're going to saints

david

st orn

chorus

chorus

violin 1

violin 2

flutes

bass

perc

perc

mf

you

7

she

48

we saints gong to saints gong to saints gong to

david we're go ing to saints we're go ing to saints we're go ing to saints

st orm

chorus

chorus

violin 1

violin 2

flutes

bass *mf*

perc

perc

you

mf

she

we saints going to saints going to saints going to

david we're going to saints we're going to saints we're going to saints

storm

chorus

chorus *f* we are going to

f we are

violin 1

violin 2

flutes

bass

perc

perc

you

she

52

we saints go ing to saints go ing to saints go ing to

david we're go ing to saints we're go ing to saints we're go ing to saints

st orm we're go- ing

chorus we're go- ing

chorus saints

go- ing to saints

violin 1

violin 2

flutes

bass

perc *ff*

perc

you

she

Musical staff for 'she' with lyrics 'we're go ing to saints we're go ing to saints' and measure number 56.

we

Musical staff for 'we' with lyrics 'we're go ing to saints we're go ing to saints'.

david

Musical staff for 'david' with lyrics 'we're go ing to saints we're go ing to saints'.

st orm

Musical staff for 'st orm' with lyrics 'we're go ing to saints we're go ing to saints'.

chorus

Musical staff for 'chorus' with lyrics 'we're go ing to saints we're go ing to saints'.

chorus

Musical staff for 'chorus' with lyrics 'we're go ing to saints we're go ing to saints'.

we're go ing to saints we're go ing to saints

violin 1 *ff*

Musical staff for violin 1 with dynamic marking *ff*.

violin 2 *ff*

Musical staff for violin 2 with dynamic marking *ff*.

flutes *ff*

Musical staff for flutes with dynamic marking *ff*.

bass *ff*

Musical staff for bass with dynamic marking *ff*.

perc *ff*

Musical staff for percussion with dynamic marking *ff*.

perc *ff*

Musical staff for percussion with dynamic marking *ff*.

you *ff*

Musical staff for 'you' with dynamic marking *ff*.

to saints to saints to saints

st. op

she *slower*  = 135 60

we *mp* saints
go ing to saints we are go ing

david *mp* go ing

st orm *mp* go ing

chorus

chorus

violin 1

violin 2

flutes

bass

perc *mp*

perc *mp*

you *mp*

she

Musical staff for 'she' with lyrics 'she' and 'saints'.

we

Musical staff for 'we' with lyrics 'we' and 'saints'.

david

Musical staff for 'david' with lyrics 'david' and 'go ing'.

st orn

Musical staff for 'st orn' with lyrics 'st orn' and 'go ing'.

chorus

Musical staff for the first part of the chorus.

chorus

Musical staff for the second part of the chorus.

violin 1

Musical staff for violin 1.

violin 2

Musical staff for violin 2.

flutes

Musical staff for flutes.

bass

Musical staff for bass.

perc

Musical staff for percussion (top).

perc

Musical staff for percussion (bottom).

you

Musical staff for 'you' with a performance instruction bar.

st. ar

softly

(cont.)

she

64

Musical staff for the vocal part 'she', showing a whole rest in the treble clef with a key signature of one sharp (F#).

we

Musical staff for the vocal part 'we', showing a whole rest in the treble clef with a key signature of one sharp (F#).

david

Musical staff for the vocal part 'david', showing a whole rest in the bass clef with a key signature of one sharp (F#).

st ozm

Musical staff for the vocal part 'st ozm', showing a whole rest in the bass clef with a key signature of one sharp (F#).

chorus

Top staff of the chorus, showing a melodic line in the treble clef with a key signature of one sharp (F#). The lyrics 'faith-ful saints of lan- guage' are written below the staff.

faith-ful saints of lan- guage

Bottom staff of the chorus, showing a harmonic line in the bass clef with a key signature of one sharp (F#). The lyrics 'faith-ful saints of lan- guage' are written below the staff.

faith-ful saints of lan- guage

violin 1

Musical staff for violin 1, showing a whole rest in the treble clef with a key signature of one sharp (F#).

violin 2

Musical staff for violin 2, showing a whole rest in the treble clef with a key signature of one sharp (F#).

flutes

Musical staff for flutes, showing a whole rest in the treble clef with a key signature of one sharp (F#).

bass

Musical staff for bass, showing a whole rest in the bass clef with a key signature of one sharp (F#).

perc

Top staff of the percussion part, showing rhythmic notation in the treble clef.

perc

Bottom staff of the percussion part, showing rhythmic notation in the bass clef.

you

Musical staff for the vocal part 'you', showing a whole rest in the bass clef.

faster ♩ = 180

72

she

Musical staff for the vocal part of 'she'. It begins with a whole rest, followed by a melodic line of eighth notes: G4, A4, B4, C5, B4, A4, G4. The staff ends with a fermata over the final G4.

we

f we're go ing to saints we're go ing to saints

Musical staff for the vocal part of 'we'. It begins with a whole rest, followed by a melodic line of eighth notes: G4, A4, B4, C5, B4, A4, G4. The staff ends with a fermata over the final G4.

david

f we're go ing to saints we're go ing to saints

Musical staff for the vocal part of 'david'. It begins with a whole rest, followed by a melodic line of eighth notes: G4, A4, B4, C5, B4, A4, G4. The staff ends with a fermata over the final G4.

st orm

f we're go ing to saints we're go ing to saints

Musical staff for the vocal part of 'st orm'. It begins with a whole rest, followed by a melodic line of eighth notes: G4, A4, B4, C5, B4, A4, G4. The staff ends with a fermata over the final G4.

chorus

f we're go ing to saints we're go ing to saints

Musical staff for the vocal part of 'chorus'. It begins with a whole rest, followed by a melodic line of eighth notes: G4, A4, B4, C5, B4, A4, G4. The staff ends with a fermata over the final G4.

chorus

of be ing blessed

Musical staff for the vocal part of 'chorus'. It begins with a whole rest, followed by a melodic line of eighth notes: G4, A4, B4, C5, B4, A4, G4. The staff ends with a fermata over the final G4.

of be ing blessed

Musical staff for the vocal part of 'of be ing blessed'. It begins with a whole rest, followed by a melodic line of eighth notes: G4, A4, B4, C5, B4, A4, G4. The staff ends with a fermata over the final G4.

violin 1

f

Musical staff for violin 1. It begins with a whole rest, followed by a melodic line of eighth notes: G4, A4, B4, C5, B4, A4, G4. The staff ends with a fermata over the final G4.

violin 2

Musical staff for violin 2. It begins with a whole rest, followed by a melodic line of eighth notes: G4, A4, B4, C5, B4, A4, G4. The staff ends with a fermata over the final G4.

flutes

Musical staff for flutes. It begins with a whole rest, followed by a melodic line of eighth notes: G4, A4, B4, C5, B4, A4, G4. The staff ends with a fermata over the final G4.

bass

Musical staff for bass. It begins with a whole rest, followed by a melodic line of eighth notes: G4, A4, B4, C5, B4, A4, G4. The staff ends with a fermata over the final G4.

perc

Musical staff for percussion. It begins with a whole rest, followed by a melodic line of eighth notes: G4, A4, B4, C5, B4, A4, G4. The staff ends with a fermata over the final G4.

perc

Musical staff for percussion. It begins with a whole rest, followed by a melodic line of eighth notes: G4, A4, B4, C5, B4, A4, G4. The staff ends with a fermata over the final G4.

you

f

Musical staff for the vocal part of 'you'. It begins with a whole rest, followed by a melodic line of eighth notes: G4, A4, B4, C5, B4, A4, G4. The staff ends with a fermata over the final G4.

st. op

she

we

david

st orm

chorus

chorus

violin 1

violin 2

flutes

bass

perc

perc

you

sac- red saints

sac- red saints

sac- red saints

sac- red saints

sac- red

sac- red

sac- red

sac- red

sac- red

sac- red

sacred saints fabulous and faithful

hushed as in prayer

she

76

we sac- red saints sac- red saints sac- red saints

dauid sac- red saints sac- red saints sac- red saints

st orm sac- red saints sac- red saints sac- red saints

chorus sac- red saints sac- red saints sac- red saints

chorus saints

saints fa- bu lous and faith- ful

saints fa- bu lous and faith- ful

violin 1

violin 2

flutes

bass

perc

perc

you

saints of language saints of spirit

she

80

we fa bu lous fa bu lous fa bu lous

david fa bu lous fa bu lous fa bu lous

st orn fa bu lous fa bu lous fa bu lous

chorus fa bu lous fa bu lous fa bu lous

chorus

chorus

saints of sp- rit saints

violin 1

violin 2

flutes

bass

perc

perc

you

saints of song of being blessed

she

84

we fa bu lous sac- red saints of song of

mf

dauid fa bu lous sac- red saints of song of

mf

st orm fa bu lous sac- red saints of song of

mf

chorus fa bu lous sac- red saints of song of

mf

chorus of lan- guage saints of song of

mf

of lan- guage saints of song of

mf

violin 1 *mf* *arco*

violin 2 *arco* *mf*

flutes *mf*

bass

perc *mf*

perc

you *mf*

yes yes yes yes yes yes yes

she
we be ing blessed sac- red
david be ing blessed sac- red
storm be ing blessed sac- red
chorus be ing blessed sac- red
chorus be ing blessed sac- red
violin 1 be ing blessed sac- red
violin 2
flutes
bass
perc
perc
you

she

98

we saints fa- bu- lous and faith- ful

david saints fa- bu- lous and faith- ful

st orm saints fa- bu- lous and faith- ful

chorus saints fa- bu- lous and faith- ful

chorus saints fa- bu- lous and faith- ful

saints fa- bu- lous and faith- ful

violin 1

violin 2

flutes

bass *mf*

perc

perc

you

she

we

saints of spi- rit saints

david

saints of spi- rit saints

st orm

saints of spi- rit saints

chorus

saints of spi- rit saints

chorus

saints of spi- rit saints

violin 1

violin 2

flutes

bass

perc

perc

you

mf | saints saints saints saints saints

she

00

we

faith ful and fab u lous spi rit of be ing blessed

david

faith ful and fab u lous spi rit of be ing blessed

st orm

faith ful and fab u lous spi rit of be ing blessed

chorus

faith ful and fab u lous spi rit of be ing blessed

chorus

faith ful and fab u lous spi rit of be ing blessed

violin 1

faith ful and fab u lous spi rit of be ing blessed

violin 2

flutes

bass

perc

perc

you

f *f* *f*

7
8

she&they

♩ = 120

we&agnes o saints gives us a sign

read&wrt o saints gives us a sign

st. orm o saints gives us a sign

chorus what is that which is which was which will be

chorus what is that which is which was which will be blessed

what is that which was which was which

she&they
104

we&agnes o saints give us a sign

read&wrt o saints give us a sign

st. orm o saints give us a sign

chorus blessed who is that which is which was will

chorus what is that which will be will be blessed

was who is that which is which was will be sain-

she&they

we&agnes o saints o saints give us a sign

read&wrt o saints o saints give us a sign

st. orm o saints o saints give us a sign

chorus be sain- ted where is that which is which was which

chorus where is that which is which was which will be why is

ted where is that which is which was which will be

she&they

104

we&agnes o saints give us

read&wrt o saints give us

st. orm o saints give us

chorus will be why is that which is which was which will be di- vine

chorus that which is which was which will be di- vine

why is that which is which was which will be di- vine

she&they

112

we&agnes a sign saints give us signs give us signs

read&wrt a sign saints

st. orm a sign saints

chorus

chorus

chorus

Detailed description: This musical system contains five staves. The top staff is a vocal line for 'she&they' in treble clef, 3/2 time, with lyrics 'we&agnes a sign saints give us signs give us signs'. The second staff is for 'read&wrt' in treble clef, with lyrics 'a sign saints'. The third staff is for 'st. orm' in treble clef, with lyrics 'a sign saints'. The fourth and fifth staves are piano accompaniment in bass clef, with the label 'chorus' on the left.

she&they

give us signs give us signs give us signs give us signs give us signs give us signs

we&agnes give us signs give us signs give us signs give us signs give us signs give us signs

read&wrt give us signs give us signs give us signs give us signs give us signs give us signs

st. orm saints give us signs give us signs give us signs give us signs give us signs

chorus

chorus

chorus

Detailed description: This musical system contains five staves. The top staff is a vocal line for 'she&they' in treble clef, with lyrics 'give us signs give us signs give us signs give us signs give us signs give us signs'. The second staff is for 'we&agnes' in treble clef, with lyrics 'give us signs give us signs give us signs give us signs give us signs give us signs'. The third staff is for 'read&wrt' in treble clef, with lyrics 'give us signs give us signs give us signs give us signs give us signs give us signs'. The fourth staff is for 'st. orm' in treble clef, with lyrics 'saints give us signs give us signs give us signs give us signs give us signs'. The fifth staff is piano accompaniment in bass clef, with the label 'chorus' on the left.

she&they

116

we give us signs give us signs give us signs give us signs give us signs give us signs

reader give us signs give us signs give us signs give us signs give us signs give us signs

st. orm give us signs give us signs give us signs give us signs give us signs give us signs

chorus

chorus

she&they

120

we give us signs give us signs *ff* signs give us

reader give us signs give us signs *ff* signs give us

st. orm give us signs give us signs *ff* signs give us

chorus *ff* signs give us

chorus *ff* signs give us

ff signs give us

she&they

124

The image shows a musical score for the lyrics "signs give us signs". It consists of six staves. The first three staves are vocal parts: the top staff is for "she&they", the second for "we&agnes", and the third for "read&wrt". The fourth staff is for "st. orm". The fifth and sixth staves are piano accompaniment, both labeled "chorus". The lyrics "signs give us signs" are written below the vocal staves and above the piano accompaniment staves. The music features a melodic line with a slur over the first two notes of each phrase and a descending line for the last two notes. The piano accompaniment consists of a simple bass line.

spirited dance

o let me sing

 = 145

104

she

we

david

st orm

chorus

chorus

violin 1

violin 2

flutes

bass

perc

perc

you

7
8

clap to the rhythm

she

we

david

st orm

chorus

chorus

violin 1

violin 2

f

flutes

f

bass

perc

perc

you

she 108

we

david

st orm

chorus

chorus

you

she

112

we

david

st orn

chorus

chorus

violin 1

violin 2

flutes

bass

perc

perc

you

she

Musical staff for the vocal part 'she', showing a whole rest across the measure.

we

Musical staff for the vocal part 'we', showing a whole rest across the measure.

david

Musical staff for the vocal part 'david', showing a whole rest across the measure.

st crm

Musical staff for the vocal part 'st crm', showing a whole rest across the measure.

mf^o

let me O let me

chorus

Musical staff for the vocal part 'chorus', showing a whole rest across the measure.

mf^o

let me O let me

chorus

Musical staff for the vocal part 'chorus', showing a whole rest across the measure.

mf^o

O let me O let me

violin 1

Musical staff for violin 1, featuring a melodic line with a slur and a fermata.

violin 2

Musical staff for violin 2, showing a whole rest across the measure.

flutes

Musical staff for flutes, showing a whole rest across the measure.

bass

Musical staff for bass, showing a rhythmic pattern of eighth notes.

perc

Musical staff for percussion, showing a rhythmic pattern of eighth notes.

perc

low tom

Musical staff for percussion, showing a rhythmic pattern of eighth notes.

you

Musical staff for the vocal part 'you', showing a whole rest across the measure.

she

mf O let me O let me sing let me -

mf O let me O let me sing let me -

st orm sing let me sing O let me O let me

chorus sing let me sing O let me O let me

mf O let me O let me sing let me -

chorus sing let me sing O let me O let me

violin 1

violin 2

flutes

bass

perc

perc

you

she

20

Musical staff for 'she' in treble clef, key of D major, 7/8 time. The melody consists of quarter notes: D4, E4, F#4, G4, A4, B4, C5, B4, A4, G4, F#4, E4, D4.

we dance give me a second chance

Musical staff for 'we' in treble clef, key of D major, 7/8 time. The melody consists of quarter notes: D4, E4, F#4, G4, A4, B4, C5, B4, A4, G4, F#4, E4, D4.

dance give me a second chance

Musical staff for 'david' in bass clef, key of D major, 7/8 time. The melody consists of quarter notes: D3, E3, F#3, G3, A3, B3, C4, B3, A3, G3, F#3, E3, D3.

st orm O god please give me a second chance

Musical staff for 'st orm' in bass clef, key of D major, 7/8 time. The melody consists of quarter notes: D3, E3, F#3, G3, A3, B3, C4, B3, A3, G3, F#3, E3, D3.

O god please give me a second chance

Musical staff for 'chorus' in treble clef, key of D major, 7/8 time. The melody consists of quarter notes: D4, E4, F#4, G4, A4, B4, C5, B4, A4, G4, F#4, E4, D4.

chorus dance give me a second chance

Musical staff for 'chorus' in bass clef, key of D major, 7/8 time. The melody consists of quarter notes: D3, E3, F#3, G3, A3, B3, C4, B3, A3, G3, F#3, E3, D3.

O god please give me a second chance

Musical staff for 'violin 1' in treble clef, key of D major, 7/8 time. The staff is empty.

Musical staff for 'violin 2' in treble clef, key of D major, 7/8 time. The staff is empty.

Musical staff for 'violin 2' in treble clef, key of D major, 7/8 time. The staff is empty.

Musical staff for 'flutes' in treble clef, key of D major, 7/8 time. The staff is empty.

Musical staff for 'flutes' in treble clef, key of D major, 7/8 time. The staff is empty.

Musical staff for 'flutes' in treble clef, key of D major, 7/8 time. The staff is empty.

Musical staff for 'bass' in bass clef, key of D major, 7/8 time. The melody consists of eighth notes: D3, E3, F#3, G3, A3, B3, C4, B3, A3, G3, F#3, E3, D3.

Musical staff for 'bass' in bass clef, key of D major, 7/8 time. The melody consists of eighth notes: D3, E3, F#3, G3, A3, B3, C4, B3, A3, G3, F#3, E3, D3.

Musical staff for 'perc' in treble clef, key of D major, 7/8 time. The melody consists of eighth notes: D4, E4, F#4, G4, A4, B4, C5, B4, A4, G4, F#4, E4, D4.

Musical staff for 'perc' in treble clef, key of D major, 7/8 time. The melody consists of eighth notes: D4, E4, F#4, G4, A4, B4, C5, B4, A4, G4, F#4, E4, D4.

Musical staff for 'perc' in treble clef, key of D major, 7/8 time. The melody consists of eighth notes: D4, E4, F#4, G4, A4, B4, C5, B4, A4, G4, F#4, E4, D4.

Musical staff for 'perc' in treble clef, key of D major, 7/8 time. The melody consists of eighth notes: D4, E4, F#4, G4, A4, B4, C5, B4, A4, G4, F#4, E4, D4.

Musical staff for 'you' in bass clef, key of D major, 7/8 time. The staff is empty.

7

she

we se cond chance

david se cond chance

st orm se cond chance se cond chance se cond

chorus se cond chance se cond chance se cond

chorus se cond chance

se cond chance se cond chance se cond

violin 1

violin 2

flutes

bass

perc

perc

you

she

128

we se cond chance *mf* let me

david se cond chance *mf* was ne-

st orm chance

chorus chance

chorus se cond chance *mf* was ne-

chance

violin 1

violin 2

flutes

bass

perc

perc *sfz* *mf*

you *sfz* *mf*

mf

keep clapping

she

sing let me dance O god O

we

ver for pray'r i

david

i was ne- ver for peace

st ozm

chorus

ver for pray'r i

chorus

i was ne- ver for peace

violin 1

violin 2

flutes

bass

perc

perc

you

she

132

we i was ne- ver that hap- py i was

dauid was ne- ver that hap- py i was

st orm i was ne- ver that hap- py i was

chorus i was ne- ver that hap- py i was

chorus was ne- ver that hap- py i was

i was ne- ver that hap- py i was

violin 1

violin 2

flutes

bass

perc

perc

you

she

136

ne ver that pleased

david ne ver that pleased

st orm ne ver that pleased

chorus ne ver that pleased

chorus ne ver that pleased

chorus ne ver that pleased

ne ver that pleased

violin 1

violin 2

flutes

bass

perc

perc

you

she

Musical staff for the vocal line 'she', showing a whole rest in the first three measures.

we

Musical staff for the vocal line 'we', showing a whole rest in the first three measures.

david

Musical staff for the vocal line 'david', showing a whole rest in the first three measures.

st orn

Musical staff for the vocal line 'st orn', showing a whole rest in the first three measures.

chorus

Top musical staff for the chorus part, showing a whole rest in the first three measures.

chorus

Bottom musical staff for the chorus part, showing a whole rest in the first three measures.

violin 1

Musical staff for violin 1, featuring a melodic line with a slur and a forte (*f*) dynamic marking.

violin 2

Musical staff for violin 2, featuring a melodic line with a forte (*f*) dynamic marking.

flutes

Musical staff for flutes, featuring a melodic line with a forte (*f*) dynamic marking.

bass

Musical staff for bass, featuring a rhythmic line with a forte (*f*) dynamic marking.

perc

Top musical staff for percussion, featuring a rhythmic line.

perc

Bottom musical staff for percussion, featuring a rhythmic line.

you

Musical staff for the vocal line 'you', showing a whole rest in the first three measures.

she

Musical staff for the vocal part 'she'. It features a treble clef, a key signature of one sharp (F#), and a whole rest for the duration of the three measures.

we

Musical staff for the vocal part 'we'. It features a treble clef, a key signature of one sharp (F#), and a whole rest for the duration of the three measures.

david

Musical staff for the vocal part 'david'. It features a bass clef, a key signature of one sharp (F#), and a whole rest for the duration of the three measures.

st orm

Musical staff for the vocal part 'st orm'. It features a bass clef, a key signature of one sharp (F#), and a whole rest for the duration of the three measures.

chorus

Musical staff for the vocal part 'chorus'. It features a treble clef, a key signature of one sharp (F#), and a whole rest for the duration of the three measures.

chorus

Musical staff for the vocal part 'chorus'. It features a bass clef, a key signature of one sharp (F#), and a whole rest for the duration of the three measures.

violin 1

Musical staff for violin 1. It features a treble clef, a key signature of one sharp (F#), and contains three measures of melodic music. Each measure begins with a half note followed by a quarter note, with a slur over the quarter note and a fermata over the half note.

violin 2

Musical staff for violin 2. It features a treble clef, a key signature of one sharp (F#), and contains three measures of rhythmic accompaniment. The notes are quarter notes with accents, and there are some beamed eighth notes.

flutes

Musical staff for flutes. It features a treble clef, a key signature of one sharp (F#), and a whole rest for the duration of the three measures.

bass

Musical staff for bass. It features a bass clef, a key signature of one sharp (F#), and contains three measures of a rhythmic pattern consisting of quarter notes.

perc

Musical staff for percussion. It features a treble clef, a key signature of one sharp (F#), and contains three measures of a rhythmic pattern consisting of quarter notes.

perc

Musical staff for percussion. It features a bass clef, a key signature of one sharp (F#), and contains three measures of a rhythmic pattern consisting of quarter notes.

you

Musical staff for the vocal part 'you'. It features a bass clef, a key signature of one sharp (F#), and a whole rest for the duration of the three measures.

she

44

we

david

st orn

chorus

chorus

violin 1

violin 2

flutes

bass


perc

perc


you

she


148




we




david



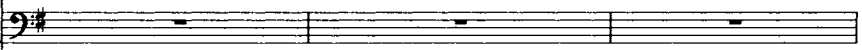
st orn



chorus



chorus



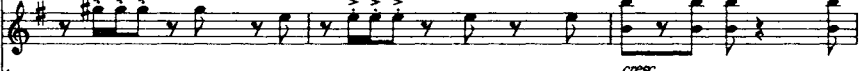
violin 1



violin 2



flutes



bass




perc



perc




you




she


152




we



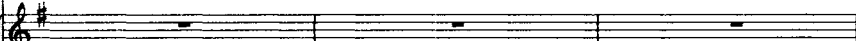
david




st orm



chorus



chorus



violin 1



violin 2




ff

flutes




ff

bass




ff

perc



ff

perc



ff

you



ff

she

Musical staff for the vocal part 'she'. It is a treble clef staff with a key signature of one sharp (F#). The staff contains three measures, each with a whole rest.

we

Musical staff for the vocal part 'we'. It is a treble clef staff with a key signature of one sharp (F#). The staff contains three measures, each with a whole rest.

david

Musical staff for the vocal part 'david'. It is a bass clef staff with a key signature of one sharp (F#). The staff contains three measures, each with a whole rest.

st orm

Musical staff for the vocal part 'st orm'. It is a bass clef staff with a key signature of one sharp (F#). The staff contains three measures, each with a whole rest.

chorus

Musical staff for the chorus part (top). It is a treble clef staff with a key signature of one sharp (F#). The staff contains three measures, each with a whole rest.

chorus

Musical staff for the chorus part (bottom). It is a bass clef staff with a key signature of one sharp (F#). The staff contains three measures, each with a whole rest.

violin 1

Musical staff for violin 1. It is a treble clef staff with a key signature of one sharp (F#). The staff contains three measures with a long slur over the notes, ending with a fermata.

violin 2

Musical staff for violin 2. It is a treble clef staff with a key signature of one sharp (F#). The staff contains three measures with a long slur over the notes, ending with a fermata.

flutes

Musical staff for flutes. It is a treble clef staff with a key signature of one sharp (F#). The staff contains three measures with a long slur over the notes, ending with a fermata.

bass

Musical staff for bass. It is a bass clef staff with a key signature of one sharp (F#). The staff contains three measures of rhythmic accompaniment with eighth and sixteenth notes.

perc

Musical staff for percussion (top). It is a treble clef staff with a key signature of one sharp (F#). The staff contains three measures of rhythmic accompaniment with eighth and sixteenth notes.

perc


Musical staff for percussion (bottom). It is a bass clef staff with a key signature of one sharp (F#). The staff contains three measures of rhythmic accompaniment with eighth and sixteenth notes.

you


Musical staff for the vocal part 'you'. It is a bass clef staff with a key signature of one sharp (F#). The staff contains three measures, each with a whole rest.

she


56




we




david




st orm




chorus



chorus




violin 1




violin 2

f



flutes

f

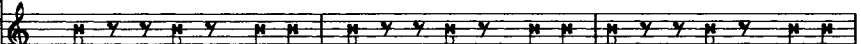


bass

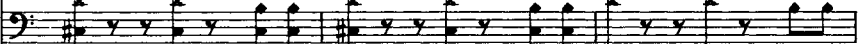
f



perc



perc



you



she

160

Musical staff for the vocal line 'she'. It contains a whole rest for the duration of the measure.

we

Musical staff for the vocal line 'we'. It contains a whole rest for the duration of the measure.

david

Musical staff for the vocal line 'david'. It contains a whole rest for the duration of the measure.

storm

Musical staff for the vocal line 'storm'. It contains a whole rest for the duration of the measure.

chorus

Musical staff for the vocal line 'chorus'. It contains a whole rest for the duration of the measure.

chorus

Musical staff for the vocal line 'chorus'. It contains a whole rest for the duration of the measure.

violin 1

Musical staff for violin 1. It contains a melodic line starting with a quarter note, followed by eighth notes, and a long phrase with a slur and a fermata.

violin 2

Musical staff for violin 2. It contains a melodic line similar to violin 1, with a slur and a fermata.

flutes

Musical staff for flutes. It contains a melodic line with a slur and a fermata.

bass

Musical staff for bass. It contains a rhythmic line with eighth notes and rests.

perc

Musical staff for percussion. It contains a rhythmic line with eighth notes and rests.

perc

Musical staff for percussion. It contains a rhythmic line with eighth notes and rests.

you

Musical staff for the vocal line 'you'. It contains a whole rest for the duration of the measure.

she

Musical staff for the vocal line 'she'. It is a treble clef staff with a key signature of one sharp (F#). The staff contains three measures of whole rests.

we

Musical staff for the vocal line 'we'. It is a treble clef staff with a key signature of one sharp (F#). The staff contains three measures of whole rests.

david

Musical staff for the vocal line 'david'. It is a bass clef staff with a key signature of one sharp (F#). The staff contains three measures of whole rests.

st orm

Musical staff for the vocal line 'st orm'. It is a bass clef staff with a key signature of one sharp (F#). The staff contains three measures of whole rests.

chorus

Musical staff for the top part of the chorus. It is a treble clef staff with a key signature of one sharp (F#). The staff contains three measures of whole rests.

chorus

Musical staff for the bottom part of the chorus. It is a bass clef staff with a key signature of one sharp (F#). The staff contains three measures of whole rests.

violin 1

Musical staff for violin 1. It is a treble clef staff with a key signature of one sharp (F#). The staff contains three measures of music with eighth and sixteenth notes, some with slurs.

violin 2

Musical staff for violin 2. It is a treble clef staff with a key signature of one sharp (F#). The staff contains three measures of music with eighth and sixteenth notes, some with slurs.

flutes

Musical staff for flutes. It is a treble clef staff with a key signature of one sharp (F#). The staff contains three measures of music with eighth and sixteenth notes, some with slurs.

bass

Musical staff for bass. It is a bass clef staff with a key signature of one sharp (F#). The staff contains three measures of music with eighth and sixteenth notes, some with slurs.

perc

Musical staff for percussion. It is a treble clef staff with a key signature of one sharp (F#). The staff contains three measures of music with eighth and sixteenth notes, some with slurs.

perc

Musical staff for percussion. It is a bass clef staff with a key signature of one sharp (F#). The staff contains three measures of music with eighth and sixteenth notes, some with slurs.

you

Musical staff for the vocal line 'you'. It is a bass clef staff with a key signature of one sharp (F#). The staff contains three measures of music with eighth and sixteenth notes, some with slurs.

she

we

david

st orm

chorus

chorus

violin 1

violin 2

flutes

bass

perc

perc

you

mf

mp

mf

mp

mf

mp

sfz

sfz

slightly faster

♩ = 160

♩ = 150

she

♯168

we

david

st orm

chorus

chorus

violin 1

violin 2

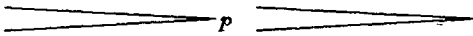
flutes

bass

perc

perc

you *mp*

mp  *p*

mp

decrsc.



she

172

we

david

st orm

chorus

chorus

violin 1

violin 2

flutes

bass

perc

mp


perc

you


mp

decrsc:


she



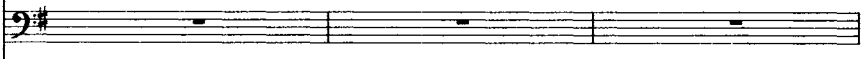
we




david




st orm




chorus




chorus




violin 1



violin 2



flutes



bass



perc



perc



you



f

she

we

david

storm

chorus

chorus

violin 1

violin 2

flutes

bass

perc

perc

you

she

80

we *mf* O let me

dauid *mf* O let me

st orm *mf* O let me O let me sing let me sing

chorus *mf* O let me O let me sing let me sing

chorus *mf* O let me

O let me O let me sing let me sing

violin 1 *mf*

violin 2 *mf*

flutes

bass

perc

perc

you

she

184

we *mf* O let me sing let me - dance

David O let me sing let me - dance

storm O let me O let me dance let me

chorus O let me O let me dance let me

chorus O let me sing let me - dance

O let me O let me dance let me

violin 1

violin 2

flutes

bass

perc

perc

you

she

Musical staff for the vocal part of 'she'. It features a treble clef, a key signature of one sharp (F#), and a 4/4 time signature. The melody consists of quarter notes: G4, A4, B4, C5, B4, A4, G4.

we O god please give me a se cond chance

Musical staff for the vocal part of 'david'. It features a treble clef, a key signature of one sharp (F#), and a 4/4 time signature. The melody consists of quarter notes: G4, A4, B4, C5, B4, A4, G4.

david O god please give me a se cond chance

Musical staff for the vocal part of 'storm'. It features a bass clef, a key signature of one sharp (F#), and a 4/4 time signature. The melody consists of quarter notes: G3, A3, B3, C4, B3, A3, G3.

storm O god please give me a se cond chance

Musical staff for the vocal part of 'chorus'. It features a bass clef, a key signature of one sharp (F#), and a 4/4 time signature. The melody consists of quarter notes: G3, A3, B3, C4, B3, A3, G3.

chorus O god please give me a se cond chance

Musical staff for the vocal part of 'chorus'. It features a treble clef, a key signature of one sharp (F#), and a 4/4 time signature. The melody consists of quarter notes: G4, A4, B4, C5, B4, A4, G4.

chorus O god please give me a se cond chance

Musical staff for the vocal part of 'chorus'. It features a bass clef, a key signature of one sharp (F#), and a 4/4 time signature. The melody consists of quarter notes: G3, A3, B3, C4, B3, A3, G3.

O god please give me a se cond chance

violin 1

Musical staff for violin 1. It features a treble clef, a key signature of one sharp (F#), and a 4/4 time signature. The melody consists of quarter notes: G4, A4, B4, C5, B4, A4, G4.

violin 2

Musical staff for violin 2. It features a treble clef, a key signature of one sharp (F#), and a 4/4 time signature. The melody consists of quarter notes: G4, A4, B4, C5, B4, A4, G4.

flutes

Musical staff for flutes. It features a treble clef, a key signature of one sharp (F#), and a 4/4 time signature. The staff is mostly empty, indicating rests.

bass

Musical staff for bass. It features a bass clef, a key signature of one sharp (F#), and a 4/4 time signature. The rhythm consists of eighth notes: G3, A3, B3, C4, B3, A3, G3.

perc

Musical staff for percussion. It features a treble clef, a key signature of one sharp (F#), and a 4/4 time signature. The rhythm consists of eighth notes: G4, A4, B4, C5, B4, A4, G4.

perc

Musical staff for percussion. It features a bass clef, a key signature of one sharp (F#), and a 4/4 time signature. The rhythm consists of eighth notes: G3, A3, B3, C4, B3, A3, G3.

you

Musical staff for the vocal part of 'you'. It features a bass clef, a key signature of one sharp (F#), and a 4/4 time signature. The melody consists of quarter notes: G3, A3, B3, C4, B3, A3, G3.

she

we

se cond

david

se cond

st orm

se cond chance se cond chance

chorus

se cond chance se cond chance

chorus

se cond

se cond chance se cond chance

violin 1

violin 2

flutes

bass

perc

perc

you

she

192

Musical staff for the vocal line 'she'. It begins with a whole rest followed by a melodic line: quarter note G4, quarter note A4, quarter note B4, quarter note C5, quarter note B4, quarter note A4, quarter note G4.

we chance O let me sing let me dance

Musical staff for the vocal line 'we'. It begins with a whole rest followed by a melodic line: quarter note G4, quarter note A4, quarter note B4, quarter note C5, quarter note B4, quarter note A4, quarter note G4.

david chance i was ne- ver for pray'r

Musical staff for the vocal line 'david'. It begins with a whole rest followed by a melodic line: quarter note G4, quarter note A4, quarter note B4, quarter note C5, quarter note B4, quarter note A4, quarter note G4.

st orm

Musical staff for the vocal line 'st orm'. It begins with a whole rest followed by a melodic line: quarter note G4, quarter note A4, quarter note B4, quarter note C5, quarter note B4, quarter note A4, quarter note G4.

chorus

Musical staff for the vocal line 'chorus'. It begins with a whole rest followed by a melodic line: quarter note G4, quarter note A4, quarter note B4, quarter note C5, quarter note B4, quarter note A4, quarter note G4.

chorus chance i was ne- ver for pray'r

Musical staff for the vocal line 'chorus'. It begins with a whole rest followed by a melodic line: quarter note G4, quarter note A4, quarter note B4, quarter note C5, quarter note B4, quarter note A4, quarter note G4.

violin 1

Musical staff for violin 1. It contains whole rests for the first three measures.

violin 2

Musical staff for violin 2. It contains whole rests for the first three measures.

flutes

Musical staff for flutes. It contains whole rests for the first three measures.

bass

Musical staff for bass. It contains rhythmic notation: quarter note G2, quarter note A2, quarter note B2, quarter note C3, quarter note B2, quarter note A2, quarter note G2.

perc

Musical staff for percussion. It contains rhythmic notation: quarter note G4, quarter note A4, quarter note B4, quarter note C5, quarter note B4, quarter note A4, quarter note G4.

perc

Musical staff for percussion. It contains rhythmic notation: quarter note G4, quarter note A4, quarter note B4, quarter note C5, quarter note B4, quarter note A4, quarter note G4.

you

Musical staff for the vocal line 'you'. It contains whole rests for the first three measures.

7

she

196

Musical staff for 'she' in treble clef, key of D major. The melody consists of quarter notes: D4, E4, F#4, G4, A4, B4, C5, B4, A4, G4, F#4, E4, D4.

we

Musical staff for 'we' in treble clef, key of D major. The melody consists of quarter notes: D4, E4, F#4, G4, A4, B4, C5, B4, A4, G4, F#4, E4, D4.

david

Musical staff for 'david' in bass clef, key of D major. The melody consists of quarter notes: D3, C3, B2, A2, G2, F#2, E2, D2, C2, B1, A1, G1, F#1, E1, D1.

storm

Musical staff for 'storm' in bass clef, key of D major. The melody consists of quarter notes: D3, C3, B2, A2, G2, F#2, E2, D2, C2, B1, A1, G1, F#1, E1, D1.

chorus

Musical staff for 'chorus' in treble clef, key of D major. The melody consists of quarter notes: D4, E4, F#4, G4, A4, B4, C5, B4, A4, G4, F#4, E4, D4.

chorus

Musical staff for 'chorus' in bass clef, key of D major. The melody consists of quarter notes: D3, C3, B2, A2, G2, F#2, E2, D2, C2, B1, A1, G1, F#1, E1, D1.

i

Musical staff for 'i' in bass clef, key of D major. The melody consists of quarter notes: D3, C3, B2, A2, G2, F#2, E2, D2, C2, B1, A1, G1, F#1, E1, D1.

violin 1

Musical staff for violin 1 in treble clef, key of D major. The staff contains rests for the duration of the piece.

violin 2

Musical staff for violin 2 in treble clef, key of D major. The staff contains rests for the duration of the piece.

flutes

Musical staff for flutes in treble clef, key of D major. The staff contains rests for the duration of the piece.

bass

Musical staff for bass in bass clef, key of D major. The melody consists of eighth notes: D3, C3, B2, A2, G2, F#2, E2, D2, C2, B1, A1, G1, F#1, E1, D1.

perc

Musical staff for percussion in treble clef, key of D major. The melody consists of eighth notes: D4, E4, F#4, G4, A4, B4, C5, B4, A4, G4, F#4, E4, D4.

perc

Musical staff for percussion in bass clef, key of D major. The melody consists of eighth notes: D3, C3, B2, A2, G2, F#2, E2, D2, C2, B1, A1, G1, F#1, E1, D1.

you

Musical staff for 'you' in bass clef, key of D major. The staff contains rests for the duration of the piece.

she

200

we ver that hap- py i was ne ver that

david ver that hap- py i was ne ver that

storm ver that hap- py i was ne ver that

chorus ver that hap- py i was ne ver that

chorus ver that hap- py i was ne ver that

chorus ver that hap- py i was ne ver that

chorus ver that hap- py i was ne ver that

chorus ver that hap- py i was ne ver that

chorus ver that hap- py i was ne ver that

chorus ver that hap- py i was ne ver that

chorus ver that hap- py i was ne ver that

violin 1

violin 2

flutes

bass

perc

perc

perc

perc

perc

perc

perc

you

she

cresc.

cresc.

she *mp* *f*

we *mp* *f* *mp* *f*

david *mp* *f* *mp* *f*

st orm *mp* *f* *mp* *f*

chorus *mp* *f* *mp* *f*

chorus *mp* *f* *mp* *f*

chorus *mp* *f* *mp* *f*

violin 1 *mp* *f* *mp* *f*

violin 2 *mp cresc.* *f* *mp cresc.* *f*

flutes *mp cresc.* *f* *mp cresc.* *f*

bass *mp cresc.* *f* *mp cresc.* *f*

perc *mp cresc.* *f* *mp cresc.* *f*

perc *f*

you *f*

f

f

she

204

cresc.

we *p* O let me sing let me dance let me sing let me

david *p* O let me sing let me dance let me sing let me

st orm *p* O let me sing let me dance let me sing let me

chorus *p* O let me sing let me dance let me sing let me

chorus *p* O let me sing let me dance let me sing let me

violin 1 *p* O let me sing let me dance let me sing let me

violin 2 *p cresc.*

flutes *p cresc.*

bass *p cresc.*

perc *p cresc.*

perc *f*

you *f*

she

209

Musical staff for 'she' in treble clef, key of D major. The melody consists of eighth notes: D4, E4, F#4, G4, A4, B4, C5, B4, A4, G4, F#4, E4, D4. A fermata is placed over the final D4. The staff ends with a repeat sign.

we

ff

○ let me sing let me dance let me sing let me dance

fff

Musical staff for 'we' in treble clef, key of D major. The melody consists of eighth notes: D4, E4, F#4, G4, A4, B4, C5, B4, A4, G4, F#4, E4, D4. A fermata is placed over the final D4. The staff ends with a repeat sign.

David

ff

○ let me sing let me dance let me sing let me dance

Musical staff for 'David' in bass clef, key of D major. The melody consists of eighth notes: D3, E3, F#3, G3, A3, B3, C4, B3, A3, G3, F#3, E3, D3. A fermata is placed over the final D3. The staff ends with a repeat sign.

st orm

ff

○ let me sing let me dance let me sing let me dance

fff

Musical staff for 'st orm' in bass clef, key of D major. The melody consists of eighth notes: D3, E3, F#3, G3, A3, B3, C4, B3, A3, G3, F#3, E3, D3. A fermata is placed over the final D3. The staff ends with a repeat sign.

chorus

ff

○ let me sing let me dance let me sing let me dance

fff

Musical staff for 'chorus' in treble clef, key of D major. The melody consists of eighth notes: D4, E4, F#4, G4, A4, B4, C5, B4, A4, G4, F#4, E4, D4. A fermata is placed over the final D4. The staff ends with a repeat sign.

chorus

ff

○ let me sing let me dance let me sing let me dance

fff

Musical staff for 'chorus' in bass clef, key of D major. The melody consists of eighth notes: D3, E3, F#3, G3, A3, B3, C4, B3, A3, G3, F#3, E3, D3. A fermata is placed over the final D3. The staff ends with a repeat sign.

violin 1

ff

○ let me sing let me dance let me sing let me dance

fff

Musical staff for 'violin 1' in treble clef, key of D major. The melody consists of eighth notes: D4, E4, F#4, G4, A4, B4, C5, B4, A4, G4, F#4, E4, D4. A fermata is placed over the final D4. The staff ends with a repeat sign.

violin 2

ff

○ let me sing let me dance let me sing let me dance

fff

Musical staff for 'violin 2' in treble clef, key of D major. The melody consists of eighth notes: D4, E4, F#4, G4, A4, B4, C5, B4, A4, G4, F#4, E4, D4. A fermata is placed over the final D4. The staff ends with a repeat sign.

flutes

ff

○ let me sing let me dance let me sing let me dance

fff

Musical staff for 'flutes' in treble clef, key of D major. The melody consists of eighth notes: D4, E4, F#4, G4, A4, B4, C5, B4, A4, G4, F#4, E4, D4. A fermata is placed over the final D4. The staff ends with a repeat sign.

bass

ff

○ let me sing let me dance let me sing let me dance

fff

Musical staff for 'bass' in bass clef, key of D major. The melody consists of eighth notes: D3, E3, F#3, G3, A3, B3, C4, B3, A3, G3, F#3, E3, D3. A fermata is placed over the final D3. The staff ends with a repeat sign.

perc

ff

○ let me sing let me dance let me sing let me dance

fff

Musical staff for 'perc' in treble clef. It features a rhythmic pattern of eighth notes with a consistent interval of a quarter note. The staff ends with a repeat sign.

perc

ff

○ let me sing let me dance let me sing let me dance

fff

Musical staff for 'perc' in bass clef. It features a rhythmic pattern of eighth notes with a consistent interval of a quarter note. The staff ends with a repeat sign.

you

ff

○ let me sing let me dance let me sing let me dance

fff

Musical staff for 'you' in bass clef, key of D major. The melody consists of eighth notes: D3, E3, F#3, G3, A3, B3, C4, B3, A3, G3, F#3, E3, D3. A fermata is placed over the final D3. The staff ends with a repeat sign.

a life

swinging

♩ = 120

we

Musical staff for the vocal line 'we'. It consists of a treble clef, a key signature of three flats (B-flat, E-flat, A-flat), and a common time signature (C). The staff contains three measures of whole rests.

a reader

Musical staff for the vocal line 'a reader'. It consists of a treble clef, a key signature of three flats (B-flat, E-flat, A-flat), and a common time signature (C). The staff contains three measures of whole rests.

st. read

Musical staff for the vocal line 'st. read'. It consists of a bass clef, a key signature of three flats (B-flat, E-flat, A-flat), and a common time signature (C). The staff contains three measures of whole rests.

st. orm

Musical staff for the vocal line 'st. orm'. It consists of a bass clef, a key signature of three flats (B-flat, E-flat, A-flat), and a common time signature (C). The staff contains three measures of whole rests.

chorus

a life life

Musical staff for the chorus vocal line. It consists of a treble clef, a key signature of three flats (B-flat, E-flat, A-flat), and a common time signature (C). The staff contains three measures of whole rests.

chorus

Musical staff for the chorus vocal line. It consists of a bass clef, a key signature of three flats (B-flat, E-flat, A-flat), and a common time signature (C). The staff contains three measures of whole rests.

perc

Finger snapping

Musical staff for the percussion part. It consists of a common time signature (C). The staff contains three measures of a rhythmic pattern: quarter notes G4, A4, B4, and C5, followed by eighth notes G4 and A4, and quarter notes B4 and C5.

bell

Musical staff for the bell part. It consists of a treble clef, a key signature of three flats (B-flat, E-flat, A-flat), and a common time signature (C). The staff contains three measures of whole rests.

you

Finger snapping

Musical staff for the vocal line 'you'. It consists of a common time signature (C). The staff contains three measures of a rhythmic pattern: quarter notes G4, A4, B4, and C5, followed by eighth notes G4 and A4, and quarter notes B4 and C5.

follow the singers

We

a reader

st. read

st. orm

was i not a saint

chorus

life life a life life life life a

chorus

perc


what of it what of it

bell


you

we


8



a reader




st. read



st. orm all that in a-no-ther time was i not a saint




chorus life life life life a life life




chorus



perc what of it what of it what



bell



you



Musical staff for the vocal part 'we', showing a whole rest across three measures.

a reader

Musical staff for the vocal part 'a reader', showing a whole rest across three measures.

st. rest

Musical staff for the vocal part 'st. rest', showing a whole rest in the first measure followed by a melodic line in the second and third measures.

st. orm

all that in a no-ther time

is

Musical staff for the vocal part 'st. orm', showing a melodic line corresponding to the lyrics.

chorus

life life a life life life life a

Musical staff for the vocal part 'chorus', showing a whole rest across three measures.

chorus

Musical staff for the vocal part 'chorus', showing a melodic line.

perc

of it what of it what of it what of it

Percussion staff showing rhythmic notation for the lyrics 'of it what of it what of it what of it'.


bell

Musical staff for the vocal part 'bell', showing a whole rest across three measures.


you

Musical staff for the vocal part 'you', showing a whole rest across three measures.

we



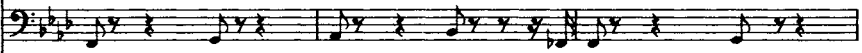
a reader




st. read



st. orn not a saint but one whodies are not our lives but




chorus life life life life a life life

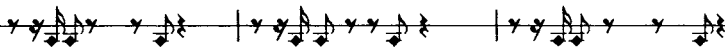


chorus


no one an- swers no



perc



bell



you



we

16

Musical staff for the vocal part 'we', showing a whole rest in the first measure and a whole note in the second measure.

a reader

Musical staff for the vocal part 'a reader', showing a whole rest in the first measure and a whole note in the second measure.

st. read

Musical staff for the vocal part 'st. read', featuring a melodic line with eighth and sixteenth notes.

st. orm end- less ques- tions we rush we rush on (towards) our deaths we

Musical staff for the vocal part 'st. orm end- less ques- tions we rush we rush on (towards) our deaths we', showing a melodic line with eighth and sixteenth notes.

chorus life 3 life 3 life life life life 3 a

Musical staff for the chorus part, featuring a triplet of eighth notes and a final quarter note.

chorus no one an- swers no no one

Musical staff for the chorus part, showing a whole rest in the first measure and a whole note in the second measure.

perc

Musical staff for the percussion part, showing a rhythmic pattern of eighth and sixteenth notes.

bell

Musical staff for the bell part, showing a whole rest in the first measure and a whole note in the second measure.

you

Musical staff for the vocal part 'you', showing a whole rest in the first measure and a whole note in the second measure.

We

Musical staff for the vocal part 'We', showing a whole rest in the treble clef.

a reader

Musical staff for the vocal part 'a reader', showing a whole rest in the treble clef.

st. read

David

Musical staff for the vocal part 'st. read', featuring a melodic line in the bass clef with lyrics 'st. read' and a 'David' credit.

st. orm rush and sain- ted leave this life my

Musical staff for the vocal part 'st. orm rush and sain- ted leave this life my', showing a rhythmic accompaniment in the bass clef.

chorus life life life life life life a

Musical staff for the chorus, showing a melodic line in the treble clef with lyrics 'life life life life life life a'.

chorus an- swers no an- swers no one no one no an- swers no an- swers no

Musical staff for the chorus, showing a rhythmic accompaniment in the bass clef with lyrics 'an- swers no an- swers no one no one no an- swers no an- swers no'.

perc

Musical staff for the percussion part, showing a whole rest.

bell

Musical staff for the bell part, showing a whole rest in the treble clef.

you

Musical staff for the vocal part 'you', showing a whole rest in the treble clef.

we

Musical staff for the vocal part 'we', showing a whole rest in the first measure and a whole note in the second measure.

a reader

Musical staff for the vocal part 'a reader', showing a whole rest in the first measure and a whole note in the second measure.

st. read

Musical staff for the vocal part 'st. read', featuring a complex rhythmic pattern of eighth and sixteenth notes.

st. orn life is made of ma-ny lives and lives all in-ter-secting ma-ny deaths so ma-ny deaths in

Musical staff for the vocal part 'st. orn', showing a whole note followed by a quarter rest and a quarter note.

chorus life life life life a life life

Musical staff for the vocal part 'chorus', showing a whole rest in the first measure and a whole note in the second measure.

chorus

Musical staff for the vocal part 'chorus', showing a whole rest in the first measure and a whole note in the second measure.

perc

no one answers no

Musical staff for the percussion part, showing a rhythmic pattern of eighth notes and quarter notes.


bell

Musical staff for the bell part, showing a whole rest in the first measure and a whole note in the second measure.


you

Musical staff for the vocal part 'you', showing a whole rest in the first measure and a whole note in the second measure.

We



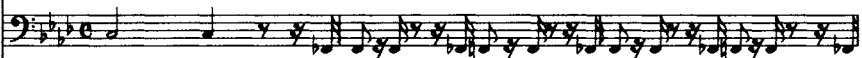
a reader




st. read




st. orn all these life- times and each one trea- sured as special and




chorus life life a life life a life life a life life a




chorus




perc -- no one an- swers no -- no one answers



bell




you




we

28



a reader




st. rest



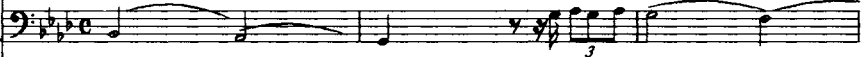
st. orm eachone trea- sured andgrieved o- ver when de- parted so




chorus life life a life life a life life a life life a life life a life life a




chorus



perc no -- noone an swers no --



bell



you



Musical staff for the vocal part 'We', showing a whole rest in the first measure and a whole note in the second measure.

a reader

Musical staff for the vocal part 'a reader', showing a whole rest in the first measure and a whole note in the second measure.

st. read

Musical staff for the vocal part 'st. read', showing a melodic line starting with a quarter note and ending with a half note.

st. orm long a- go there is none now to grieve me

Musical staff for the vocal part 'st. orm', showing a rhythmic accompaniment of eighth notes.

chorus life life a life life a life life a life life a life life a

Musical staff for the vocal part 'chorus', showing a whole rest in the first measure and a whole note in the second measure.

chorus

Musical staff for the vocal part 'chorus', showing a melodic line with a slur over the first two measures.

perc -- -- no one an- swers no no an- swers no an- swers no

Musical staff for the percussion part 'perc', showing a rhythmic pattern of eighth notes.

ball

Musical staff for the vocal part 'ball', showing a whole rest in the first measure and a whole note in the second measure.

you

Musical staff for the vocal part 'you', showing a whole rest in the first measure and a whole note in the second measure.

we

A musical staff with a treble clef and a key signature of three flats (B-flat, E-flat, A-flat). The staff contains a whole rest for the duration of the measure.

a reader

A musical staff with a treble clef and a key signature of three flats. The staff contains a whole rest for the duration of the measure.

st. read

A musical staff with a treble clef and a key signature of three flats. It contains a melodic line starting with a quarter note G4, followed by eighth notes A4, B4, and C5, then a quarter rest, and continues with eighth notes D5, E5, F5, and G5.

st. orm

we too in time these many lives all

A musical staff with a bass clef and a key signature of three flats. It contains a rhythmic accompaniment of eighth notes, primarily G3, F3, and E3.

chorus life life a life life a life a life a life a life a life a life a life a

A musical staff with a treble clef and a key signature of three flats. It contains a melodic line with notes G4, A4, B4, C5, and D5.

chorus a life a life so long-a go a

A musical staff with a bass clef and a key signature of three flats. It contains a rhythmic accompaniment of eighth notes, primarily G3, F3, and E3.

perc an- swers no an- swers a life a life so long-a go a

A musical staff with a bass clef and a key signature of three flats. It contains a rhythmic accompaniment of eighth notes, primarily G3, F3, and E3.


bell

A musical staff with a treble clef and a key signature of three flats. The staff contains a whole rest for the duration of the measure.


you

A musical staff with a treble clef and a key signature of three flats. The staff contains a whole rest for the duration of the measure.


we



a reader



st. read



st. orn pass'd all for- got- ten spe- cial



chorus life life a life life a life life all i've i've all



chorus life no lon- ger no lon- ger no



perc life no lon- ger no lon- ger no



bell



you



we

40

Musical staff for the vocal part 'we', showing a whole rest for the first three measures.

a reader

Musical staff for the vocal part 'a reader', showing a whole rest for the first three measures.

st. rest

Musical staff for the vocal part 'st. rest', showing a whole rest for the first three measures.

st. orm

u- nique grieved o- ver o- ver

Musical staff for the vocal part 'st. orm', showing notes for the lyrics 'u- nique grieved o- ver o- ver'.

chorus

i-ve i-ve a- live live live

Musical staff for the vocal part 'chorus', showing notes for the lyrics 'i-ve i-ve a- live live live'.

chorus

lon- ger no lon- ger no lon- ger no lon- ger ma- ny done the ma- ny gone who

Musical staff for the vocal part 'chorus', showing notes for the lyrics 'lon- ger no lon- ger no lon- ger no lon- ger ma- ny done the ma- ny gone who'.

perc

lon- ger no lon- ger no lon- ger no lon- ger ma- ny done the ma- ny gone who

Musical staff for the percussion part 'perc', showing a whole rest for the first three measures and notes for the lyrics 'lon- ger no lon- ger no lon- ger no lon- ger ma- ny done the ma- ny gone who'.

bell

Musical staff for the bell part 'bell', showing a whole rest for the first three measures.

you

Musical staff for the vocal part 'you', showing a whole rest for the first three measures.

We

Musical staff for the vocal part 'We', showing a whole rest in the first measure and a whole note in the second measure.

a reader

Musical staff for the vocal part 'a reader', showing a whole rest in the first measure and a whole note in the second measure.

st. read

Musical staff for the vocal part 'st. read', showing a rhythmic pattern of eighth notes in the first measure and a quarter note in the second measure.

st. orm simply o- ver simply o- ver simply o- ver

Musical staff for the vocal part 'st. orm', showing a whole rest in the first measure and a whole note in the second measure.

chorus live live live

Musical staff for the vocal part 'chorus', showing a complex rhythmic pattern of eighth and sixteenth notes.

chorus tho them- selves as one the ma- ny done the ma- ny o- ver ma- ny done the ma- ny gone who

Musical staff for the vocal part 'chorus', showing a complex rhythmic pattern of eighth and sixteenth notes.

perc tho them- selves as one the ma- ny done and the ma- ny o- ver ma- ny done the ma- ny gone and

Musical staff for the percussion part 'perc', showing a rhythmic pattern of eighth notes.

bell

Musical staff for the bell part 'bell', showing a whole rest in the first measure and a whole note in the second measure.

you

Musical staff for the vocal part 'you', showing a whole rest in the first measure and a whole note in the second measure.

we

48

Musical staff for the vocal part 'we'. It shows a treble clef, a key signature of three flats (B-flat, E-flat, A-flat), and a 6/8 time signature. The staff contains a whole rest for the first two measures and a whole note chord in the third measure.

a reader

Musical staff for the vocal part 'a reader'. It shows a treble clef, a key signature of three flats, and a 6/8 time signature. The staff contains a whole rest for the first two measures and a whole note chord in the third measure.

st. read

Musical staff for the vocal part 'st. read'. It shows a bass clef, a key signature of three flats, and a 6/8 time signature. The staff contains a whole rest for the first two measures, followed by a melodic line in the third measure.

st. orn

o- ver

Musical staff for the vocal part 'st. orn'. It shows a bass clef, a key signature of three flats, and a 6/8 time signature. The staff contains a whole rest for the first two measures, followed by a melodic line in the third measure.

chorus

live

Musical staff for the vocal part 'chorus live'. It shows a treble clef, a key signature of three flats, and a 6/8 time signature. The staff contains a melodic line for the first two measures and a whole note chord in the third measure.

chorus

that them selves as one

Musical staff for the vocal part 'chorus that them selves as one'. It shows a bass clef, a key signature of three flats, and a 6/8 time signature. The staff contains a melodic line for the first two measures and a whole note chord in the third measure.

perc

done

Musical staff for the percussion part 'perc done'. It shows a key signature of three flats and a 6/8 time signature. The staff contains a rhythmic pattern of eighth and sixteenth notes.

bell

Musical staff for the bell part 'bell'. It shows a treble clef, a key signature of three flats, and a 6/8 time signature. The staff contains a whole rest for the first two measures and a whole note chord in the third measure.

you

Musical staff for the vocal part 'you'. It shows a treble clef, a key signature of three flats, and a 6/8 time signature. The staff contains a whole rest for the first two measures and a whole note chord in the third measure.

we

a reader

st. rest and what of my life who cares who cares who

st. orm

chorus

all

chorus

perc what of it what of it who cares who

bell

you

we

52

A musical staff in treble clef with a key signature of three flats (B-flat, E-flat, A-flat) and a common time signature. The staff contains three measures, each with a whole rest.

a reader

A musical staff in treble clef with a key signature of three flats and a common time signature. The staff contains a melodic line with notes and rests.

st. read cares who cares as long as i was

A musical staff in bass clef with a key signature of three flats and a common time signature. The staff contains three measures, each with a whole rest.

st. orn

A musical staff in bass clef with a key signature of three flats and a common time signature. The staff contains a melodic line with notes and rests.

chorus i've all i've all i've all

A musical staff in treble clef with a key signature of three flats and a common time signature. The staff contains three measures, each with a whole rest.

chorus

A musical staff in bass clef with a key signature of three flats and a common time signature. The staff contains a melodic line with notes and rests.

perc cares who cares who cares who cares what of it what of it who

A musical staff for percussion with a key signature of three flats and a common time signature. The staff contains rhythmic notation consisting of vertical stems and flags.

bell

A musical staff in treble clef with a key signature of three flats and a common time signature. The staff contains three measures, each with a whole rest.

you

A musical staff in treble clef with a key signature of three flats and a common time signature. The staff contains three measures, each with a whole rest.

we

Musical staff for vocal line 'we'. The staff is empty, indicating a rest for this part.

a reader

Musical staff for vocal line 'a reader'. The staff contains a melodic line with lyrics: "there to do as bid- den i've lived my life in".

st. read

there to do as bid- den i've lived my life in

Musical staff for vocal line 'st. read'. The staff is empty, indicating a rest for this part.

st. orm

Musical staff for vocal line 'st. orm'. The staff contains a melodic line with lyrics: "i've all i've all i've all".

chorus

i've all i've all i've all

Musical staff for vocal line 'chorus'. The staff is empty, indicating a rest for this part.

chorus

Musical staff for vocal line 'chorus'. The staff contains a melodic line with lyrics: "cares who cares who cares who cares who cares sim- ply".

perc

cares who cares who cares who cares who cares sim- ply

Musical staff for percussion line. The staff contains rhythmic notation consisting of eighth and sixteenth notes.

ball

Musical staff for vocal line 'ball'. The staff is empty, indicating a rest for this part.

you

Musical staff for vocal line 'you'. The staff is empty, indicating a rest for this part.

we

60

A musical staff in treble clef with a key signature of three flats (B-flat, E-flat, A-flat) and a common time signature. The staff contains three measures of whole rests.

a reader

A musical staff in treble clef with a key signature of three flats and a common time signature. The melody consists of quarter and eighth notes. A triplet of eighth notes is marked with a '3' above it. The staff ends with a fermata.

st. read ser- vice to one pre- set path af ter a- no- ther

A musical staff in bass clef with a key signature of three flats and a common time signature. The staff contains three measures of whole rests.

st. om

A musical staff in bass clef with a key signature of three flats and a common time signature. The melody consists of quarter notes with a fermata over the final note.

chorus i've all i've all i've

A musical staff in treble clef with a key signature of three flats and a common time signature. The staff contains three measures of whole rests.

chorus

A musical staff in bass clef with a key signature of three flats and a common time signature. The melody consists of quarter notes with a fermata over the final note.

perc o- ver sim- ply o- ver

A musical staff in bass clef with a key signature of three flats and a common time signature. The staff contains rhythmic notation for a drum set, including quarter notes and eighth notes.


bell

A musical staff in treble clef with a key signature of three flats and a common time signature. The staff contains three measures of whole rests.

you

A musical staff in treble clef with a key signature of three flats and a common time signature. The staff contains three measures of whole rests.


we



a reader




st. read brought each one to a con- clu sion and ne- ver



st. orm



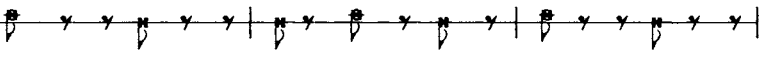
chorus brought each one and ne- ver thanked once pa- tro- nized to




chorus




perc sim- ply o- ver sim- ply



bell



you



we

64

Musical staff for vocal line 'we' with a whole rest.

a reader

Musical staff for vocal line 'a reader' with notes and lyrics: thanked not once pa- tro- nized ra- ther

st. reat

Musical staff for vocal line 'st. reat' with a whole rest.

st. orm

Musical staff for vocal line 'st. orm' with notes and lyrics: a can- clur sion ne- ver thanked once pa- tro- nized

chorus

Musical staff for vocal line 'chorus' with a whole rest.

chorus

Musical staff for vocal line 'chorus' with notes and lyrics: o- ver sim- ply o- ver

perc

Musical staff for percussion with rhythmic notation.

bell

Musical staff for bell with a whole rest.

you

Musical staff for vocal line 'you' with a whole rest.

We

68

A musical staff in G major (one sharp) and 4/4 time, containing a whole rest for three measures.

a reader

A musical staff in G major and 4/4 time with lyrics: ma- tro- nized trea- ted as in- ter- change- a- ble

st. read

A musical staff in G major and 4/4 time, containing a whole rest for three measures.

st. orm

A musical staff in G major and 4/4 time with lyrics: ra- ther trea- ted as in- ter-

chorus

A musical staff in G major and 4/4 time, containing a whole rest for three measures.

chorus

A musical staff in G major and 4/4 time with lyrics: sim- ply o- ver sim- ply

perc

A percussion staff in 4/4 time with a rhythmic pattern of eighth notes: x x x x | x x x x | x x x x |

bell

A musical staff in G major and 4/4 time, containing a whole rest for three measures.

you

A musical staff in G major and 4/4 time, containing a whole rest for three measures.

we

Musical staff for vocal part 'we', showing a whole rest in the treble clef.

a reader

Musical staff for vocal part 'a reader', showing a melodic line in the treble clef.

st. reat

with all the o- thers like me my

Musical staff for vocal part 'st. reat', showing a whole rest in the bass clef.

st. orn

Musical staff for vocal part 'st. orn', showing a melodic line in the bass clef.

chorus

change- a- ble all the o- thers o- thers like me

Musical staff for vocal part 'chorus', showing a whole rest in the treble clef.

chorus

Musical staff for vocal part 'chorus', showing a melodic line in the bass clef.

perc

o- ver sim- ply o- ver

Musical staff for percussion part 'perc', showing a rhythmic pattern in the bass clef.


bell

Musical staff for bell part 'bell', showing a whole rest in the treble clef.

you

Musical staff for vocal part 'you', showing a whole rest in the treble clef.


we




a reader




st. reat



st. orm



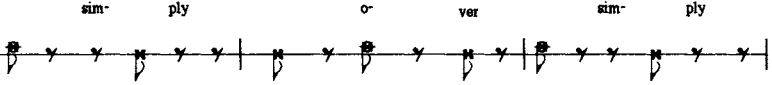
chorus




chorus




perc



bell



you



we

A musical staff with a treble clef, a key signature of three flats (B-flat, E-flat, A-flat), and a 6/8 time signature. The staff contains three measures of whole rests.

a reader

A musical staff with a treble clef, a key signature of three flats, and a 6/8 time signature. The staff contains a melodic line of eighth notes: G4, A4, B-flat4, C5, B-flat4, A4, G4, F4, E4, D4, C4.

st. reat

all the same all the same all the same all the same all the same all the same all the same

A musical staff with a treble clef, a key signature of three flats, and a 6/8 time signature. The staff contains a melodic line of eighth notes: G4, A4, B-flat4, C5, B-flat4, A4, G4, F4, E4, D4, C4.

st. orm

i have with- held de- tails

A musical staff with a bass clef, a key signature of three flats, and a 6/8 time signature. The staff contains a bass line of eighth notes: G3, A3, B-flat3, C4, B-flat3, A3, G3, F3, E3, D3, C3.

chorus

all the same all the same all the same all the same all the same all the same all the same

A musical staff with a treble clef, a key signature of three flats, and a 6/8 time signature. The staff contains three measures of whole rests.

chorus

A musical staff with a bass clef, a key signature of three flats, and a 6/8 time signature. The staff contains a bass line of eighth notes: G3, A3, B-flat3, C4, B-flat3, A3, G3, F3, E3, D3, C3.

perc

all the same all the same all the same all the same all the same all the same all the same

A musical staff with a 6/8 time signature. The staff contains three measures of whole rests.

bell

A musical staff with a treble clef, a 6/8 time signature, and a key signature of three flats. The staff contains three measures of whole rests.

you

A musical staff with a 6/8 time signature and a key signature of three flats. The staff contains three measures of whole rests.

We

Musical staff for the vocal part 'We', showing a whole rest in the treble clef.

a reader

Musical staff for the vocal part 'a reader', showing a melodic line in the treble clef.

st. read all the same all the same all the same all the same all the same all the same

Musical staff for the vocal part 'st. read', showing a melodic line in the treble clef.

st. orm con- fused by this bus- nesses of a

Musical staff for the vocal part 'st. orm', showing a melodic line in the treble clef.

chorus all the same all the same all the same all the same all the same all the same

Musical staff for the vocal part 'chorus', showing a melodic line in the treble clef.

Musical staff for the vocal part 'chorus', showing a melodic line in the bass clef.

perc all the same all the same all the same all the same all the same all the same

Musical staff for the percussion part 'perc', showing a rhythmic line in the bass clef.

Musical staff for the bell part 'bell', showing a rhythmic line in the treble clef.

Musical staff for the part 'you', showing a rhythmic line in the bass clef.

we

a reader all the same all the same all the same all the same all the same all the same all the

st.reat all the same all the same all the same all the same all the same all the same all the same

st.orm sto- ry a life sto- ry

chorus all the same all the same all the same all the same all the same all the same all the same

chorus all the same all the same all the same all the same all

perc all the same all the same all the same all the same all the same all the same all the same

bell

you

we

88

Musical staff for vocal line 'we' in G major, 4/4 time. The melody consists of eighth and quarter notes.

a reader same all the same all the same all the same all the same all the same all the same all the same all the

Musical staff for vocal line 'st. reat' in G major, 4/4 time. The melody consists of eighth and quarter notes.

st. reat all the same all the same all the same all the same all the same all the same all the same

Musical staff for vocal line 'st. orm' in G major, 4/4 time. The melody consists of eighth and quarter notes.

st. orm but i have rushed on

Musical staff for vocal line 'chorus' in G major, 4/4 time. The melody consists of eighth and quarter notes.

chorus all the same all the same all the same all the same all the same all the same all the same

Musical staff for vocal line 'chorus' in G major, 4/4 time. The melody consists of eighth and quarter notes.

chorus the same all the same all the same all the same all the same all the same all the same all

Musical staff for vocal line 'perc' in G major, 4/4 time. The melody consists of eighth and quarter notes.

perc all the same all the same all the same all the same all the same all the same all the same

Musical staff for vocal line 'bell' in G major, 4/4 time. The melody consists of eighth and quarter notes.

bell

Musical staff for vocal line 'you' in G major, 4/4 time. The melody consists of eighth and quarter notes.

you

we

Musical staff for vocal line 'we' in G major, 6/8 time. The melody consists of eighth and quarter notes.

a reader same all the same all the same all the same all the same all the same all the same all the

Musical staff for vocal line 'a reader' in G major, 6/8 time. The melody continues with eighth and quarter notes.

st. read all the same all the same all the same all the same all the same all the same

Musical staff for vocal line 'st. read' in G major, 6/8 time. The melody continues with eighth and quarter notes.

st. orm and told so ma- ny and still

Musical staff for vocal line 'st. orm' in G major, 6/8 time. The melody continues with eighth and quarter notes.

chorus all the same all the same all the same all the same all the same all the same

Musical staff for vocal line 'chorus' in G major, 6/8 time. The melody continues with eighth and quarter notes.

chorus the same all the same all the same all the same all the same all the same all the same all

Musical staff for vocal line 'chorus' in G major, 6/8 time. The melody continues with eighth and quarter notes.

perc all the same all the same all the same all the same all the same all the same all the same

Musical staff for percussion line in G major, 6/8 time. It shows a rhythmic pattern of eighth notes.

bell

Musical staff for bell line in G major, 6/8 time. It shows a rhythmic pattern of eighth notes.

you

Musical staff for 'you' line in G major, 6/8 time. It shows a rhythmic pattern of eighth notes.

we

96

a reader same all the same all the same all the same all the same all the same all the same all the same all the

st.reat all the same all the same all the same all the same all the same all the same all the same

st.orn the cla- mour for more de-

chorus all the same all the same all the same all the same all the same all the same all the same

chorus the same all the same all the same all the same all the same all the same all the same all

perc all the same all the same all the same all the same all the same all the same all the same

bell

you

we

a reader same all the same all the same all the same all the same all the same all the same all the same all the

st.reat all the same all the same all the same all the same all the same all the same all the same

st.orn tails who had thought

chorus all the same all the same all the same all the same all the same all the same all the same

chorus the same all the same all the same all the same all the same all the same all the same all

perc all the same all the same all the same all the same all the same all the same all the same

ball

you

we

100

Musical staff for vocal part 'a reader' with lyrics: same all the same all the same all the same all the same all the same all the same all the same all the same all the

Musical staff for vocal part 'st. reat' with lyrics: all the same all the same all the same all the same all the same all the same

Musical staff for vocal part 'st. orm' with lyrics: to em- brace death and

Musical staff for vocal part 'chorus' with lyrics: all the same all the same all the same all the same all the same all the same

Musical staff for vocal part 'chorus' with lyrics: the same all the same all the same all the same all the same all the same all the same all

Musical staff for vocal part 'perc' with lyrics: all the same all the same all the same all the same all the same all the same

Musical staff for vocal part 'bell' with lyrics: you

Musical staff for vocal part 'you' with lyrics: you

Musical staff for vocal part 'you' with lyrics: you

Musical staff for vocal part 'you' with lyrics: you

Musical staff for vocal part 'you' with lyrics: you

Musical staff for vocal part 'you' with lyrics: you

Musical staff for vocal part 'you' with lyrics: you

Musical staff for vocal part 'you' with lyrics: you

Musical staff for vocal part 'you' with lyrics: you

Musical staff for vocal part 'you' with lyrics: you

Musical staff for vocal part 'you' with lyrics: you

Musical staff for vocal part 'you' with lyrics: you

Musical staff for vocal part 'you' with lyrics: you

Musical staff for vocal part 'you' with lyrics: you

Musical staff for vocal part 'you' with lyrics: you

Musical staff for vocal part 'you' with lyrics: you

Musical staff for vocal part 'you' with lyrics: you

Musical staff for vocal part 'you' with lyrics: you

Musical staff for vocal part 'you' with lyrics: you

Musical staff for vocal part 'you' with lyrics: you

Musical staff for vocal part 'you' with lyrics: you

Musical staff for vocal part 'you' with lyrics: you

Musical staff for vocal part 'you' with lyrics: you

Musical staff for vocal part 'you' with lyrics: you

Musical staff for vocal part 'you' with lyrics: you

we

a reader same all the same all the same all the same all the same

st. reat all the same all the same all the same all the same all the same all the same

st. orm saint as a saint would dy-


chorus a death

chorus a death


perc a death

bell you

we




a reader



st. read all the same all the same all the same all the same all the same all the same




st. orn ing and they give you then a name a stone




chorus

a death



chorus

a death

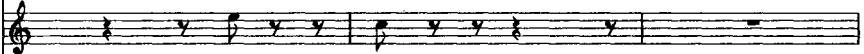


perc

a death



bell



you



we

Musical staff for the vocal part 'we'. It begins with a treble clef, a key signature of three flats (B-flat, E-flat, A-flat), and a 3/4 time signature. The melody consists of eighth and quarter notes.

a reader the same all the

Musical staff for the vocal part 'a reader'. It begins with a treble clef, a key signature of three flats, and a 3/4 time signature. The melody consists of quarter and eighth notes.

st. reat all the same all

Musical staff for the vocal part 'st. reat'. It begins with a bass clef, a key signature of three flats, and a 3/4 time signature. The melody consists of quarter and eighth notes.

st. orm a death a

Musical staff for the vocal part 'st. orm'. It begins with a bass clef, a key signature of three flats, and a 3/4 time signature. The melody consists of quarter and eighth notes.

chorus a death a

Musical staff for the vocal part 'chorus'. It begins with a treble clef, a key signature of three flats, and a 3/4 time signature. The melody consists of quarter and eighth notes.

chorus a death a

Musical staff for the vocal part 'chorus'. It begins with a bass clef, a key signature of three flats, and a 3/4 time signature. The melody consists of quarter and eighth notes.

perc a death a

Musical staff for the vocal part 'perc'. It begins with a bass clef, a key signature of three flats, and a 3/4 time signature. The melody consists of quarter and eighth notes.

An empty musical staff with a treble clef, a key signature of three flats, and a 3/4 time signature.

An empty musical staff with a bass clef, a key signature of three flats, and a 3/4 time signature.

Musical staff for the vocal part 'bell'. It begins with a treble clef, a key signature of three flats, and a 3/4 time signature. The melody consists of quarter and eighth notes.

you

An empty musical staff with a treble clef, a key signature of three flats, and a 3/4 time signature.

we

Musical staff for 'we' in treble clef, showing a melodic line starting in the second measure.

a reader

was i not a saint

Musical staff for 'a reader' in treble clef, showing a melodic line starting in the second measure.

st. read

Musical staff for 'st. read' in bass clef, showing a melodic line starting in the second measure.

st. orm death

Musical staff for 'st. orm death' in bass clef, showing a melodic line starting in the second measure.

chorus death a live live live live all ive ive ive all

Musical staff for 'chorus death' in treble clef, showing a melodic line starting in the second measure.

chorus death

Musical staff for 'chorus death' in bass clef, showing a melodic line starting in the second measure.

perc death

Musical staff for 'perc death' in bass clef, showing a melodic line starting in the second measure.

bell

Musical staff for 'bell' in treble clef, showing a melodic line starting in the second measure.

you

Musical staff for 'you' in bass clef, showing a melodic line starting in the second measure.

we

a reader lives and lines all in-ter-sect-ing i've

st. read a death a death

st. orm a death a death

chorus i've i've i've i've a-live live live live all i've i've i've i've a-

chorus a death a death

perc what of it what of it what of it what of it

bell

bell you

lived my life in ser-vice told so ma-ny and

st. reat

st. orm

live live live live all i've i've i've i've a- live live live live all

chorus

chorus

no an- swer no an- swer

perc

bell

you

we

one who dies as special u- nique

a reader

a death

st. reat

a death

st. orm

ive ive ive ive a- live live live live all ive ive ive ive a-

chorus

a death

chorus

a death

perc

a death

bell

you

you

we

tree- ted as in- ter- change- a- ble

a reader

a death

st. reat

a death

st. orm

a death

chorus

live a- live a- live a- live a- live a- live a- live a- live a death

chorus

live a- live a- live a- live a- live a- live a- live a- live a death

perc

live a- live a- live a- live a- live a- live a- live a- live a death

bell

you

you

we

a reader as a saint would dy- ing no no- one an- swers me

st. reat a death a death

st. orm a death a death

chorus a death a death

chorus a death a death

perc a death a death a

bell

you

ff we too

a death a

a death a death

a death a death

a death a death a

death a death a death

you

you

we

140

a reader all the same

death a death a

a death a death a death

a death a

death a death a death

a death a death a death a death no an- swer no an-

ball

you

we

A single musical staff in treble clef with a key signature of one sharp (F#). It contains a melodic line with a long note in the first measure, followed by a half note in the second measure, and a quarter note in the third measure.

a reader

A single musical staff in treble clef with a key signature of one sharp (F#). It contains a melodic line with a long note in the first measure, followed by a half note in the second measure, and a quarter note in the third measure.

death

A single musical staff in treble clef with a key signature of one sharp (F#). It contains a melodic line with a long note in the first measure, followed by a half note in the second measure, and a quarter note in the third measure.

st. orn

A single musical staff in bass clef with a key signature of one sharp (F#). It contains a melodic line with a long note in the first measure, followed by a half note in the second measure, and a quarter note in the third measure.

death

A single musical staff in treble clef with a key signature of one sharp (F#). It contains a melodic line with a long note in the first measure, followed by a half note in the second measure, and a quarter note in the third measure.

chorus

A single musical staff in bass clef with a key signature of one sharp (F#). It contains a rhythmic accompaniment consisting of eighth notes and quarter notes. A triplet of eighth notes is marked with a '3' above it.

perc swer no an- swer no an- swer no

bell

A single musical staff in treble clef with a key signature of one sharp (F#). It contains a melodic line with a long note in the first measure, followed by a half note in the second measure, and a quarter note in the third measure.

you

A single musical staff in bass clef with a key signature of one sharp (F#). It contains a melodic line with a long note in the first measure, followed by a half note in the second measure, and a quarter note in the third measure.

that in this life

♩ = 46

very softly, easily

we&writr *inhale* *exhale*

st agnes *pp*

she&they *pp*

chorus *ppp* *pp*

perc. *ppp* *pp*

12/8

we&writr

st agnes *pp* ee uw ee uw

she&they

chorus *pp* ee uw ee uw ee uw ee uw

perc. *pp* ee uw ee uw ee uw ee uw

4

we&writr

st agnes we be we be peace ful- ly peace ful- ly

she&they

chorus ee uw ee uw ee uw ee uw

perc. ee uw ee uw ee uw ee uw

12

we&writr

st agnes be peace- ful- ly peace- ful peace- ful- ly peace- ful- ly

she&they ee uw ee uw ee uw ee uw

perc. ee uw ee uw ee uw ee uw

8

peace ful- ly

we&writr

st agnes in this life to - ge - ther ur - ni - ted thru - wass

she&they that we - strive to - be peace - ful - ly in this

chorus that in this life we strive to - ge -

perc.

we&writr

12

st agnes earth's own toil to be we in this life to - ge - ther

she&they life to be we to - to - ge - ther in this life peace -

chorus ther ur - ni - ted peace - ful -

perc.

we& writr

st agnes peace-ful-ly peace-ful-ly peace-ful-ly

she&they ful-ly (she solo) peace-

chorus ly thru wars and fa- mine and

perc. *chimes*

we& writr

16

st agnes ful-ly peace-ful-ly

she&they ful to

chorus plague and the earth's own toil to be

perc.

we&writr

st agnes ly all a- bout peo- ple die when they die die a-

she&they be when all a- bout us peo- ple die and

chorus all a- bout peo- ple die when they die die a- lone

perc.

we&writr

20

st agnes lone all a- bout peo- ple die die a- lone -

she&they when they die they die a- lone -

chorus all a- bout peo- ple die die a- lone

perc.

we&writr

st agnes peace- ful- ly

she&they (she solo) peace- ful- ly

chorus un- der the sword or the earth's harsh groan and heave

perc.

8

we&writr

st agnes peace- ful- ly in this life to- ge- ther

she&they peace- ful- ly that in this life we

chorus yet to be that in this life

perc.

24

12

8

we&writr

st agnes u- ni- ted thru- Wars earth's own toil to be we
 she&they strive peace-ful- ly in this life to be we to-
 chorus we strive to- ge- ther and u-
 perc.

we&writr

28
 st agnes in this life to- ge- ther to be to be
 she&they ther in this life peace- ful- ly to be
 chorus ni- ted peace ful- ly peace ful ly to
 perc. ee uw ee uw

we&writr

st agnes to be to be peace-ful-ly

she&they to be to be peace-ful-ly

chorus strive to-ge-ther peace-ful-ly

perc. ee uw ee uw ee uw ee

we&writr

32

st agnes to be we peace-ful-

she&they

chorus ee uw ee uw

perc. ee uw ee uw

6 12

we&writr

st agnes ly to be we to be we to be

she&they

chorus ee uw ee uw ee uw ee uw

perc. ee uw ee uw ee uw ee uw

ppp

ppp

we&writr

st agnes be peace-ful-ly to be peace to be we to be

she&they

chorus

perc.

36

we&writr

st agnes peace- ful to be peace- ful peace-ful- ly

The first system of music features a vocal line in treble clef with lyrics and a piano accompaniment in treble clef. The key signature is three sharps (F#, C#, G#) and the time signature is 12/8. The vocal line contains the lyrics "st agnes", "peace- ful", "to be", "peace- ful", and "peace-ful- ly".

she&they

she&they

The second system shows a vocal line in treble clef for the part labeled "she&they". It consists of a series of dotted quarter notes.

chorus

chorus

The third system shows a bass line in bass clef for the "chorus" part, consisting of a series of dotted quarter notes.

perc.

perc.

The fourth system shows a percussion line with a 12/8 time signature and a series of rests.

we&writr

st agnes *ppp* uw ee

The fifth system features a vocal line in treble clef with lyrics and a piano accompaniment in treble clef. The key signature is three sharps and the time signature is 12/8. The vocal line contains the lyrics "st agnes", "uw", and "ee". The piano accompaniment includes a *ppp* (pianissimo) marking.

she&they

she&they

The sixth system shows a vocal line in treble clef for the part labeled "she&they", consisting of a series of dotted quarter notes.

chorus

chorus

The seventh system shows a bass line in bass clef for the "chorus" part, consisting of a series of dotted quarter notes.

perc.

perc.

The eighth system shows a percussion line with a 12/8 time signature and a series of rests.

was that a sign

she

♩ = 108

st agnes

st rest

he

chorus

chorus

violin 1

violin 2

flute

recorder

bass

pizz

perc

tympani

mf

perc

bass drum

tamb.

hi

shake

mf

mf

mf

mf

mf

mf

you

mf

mf

she

4

st egnés

st reat

he

chorus

chorus

mf was that a sign Va len tine was that a sign Va len

violin 1

mf was that a sign Va len tine was that a sign Va len

violin 2

flute

recorder

bass

perc

perc

you

she

8

st agnes *mf* a sign give us signs

st reat *mf* a sign give us signs

he *mf* a sign give us signs

chorus *mf* a sign give us signs

chorus *mf* a sign give us signs

chorus tine was that st. Va len tine was that a sign Va len tine was that a sign Va len

violin 1 tine was that st. Va len tine was that a sign Va len tine was that a sign Va len

bass

perc

perc

you

she

st agnes *f* was that a sign a sign give us signs

st reat *f* was that a sign a sign give us signs

he *f* was that a sign a sign give us signs

chorus *f* was that a sign a sign give us signs

chorus *f* fine was that st. Va len tine was that a sign Va len tine was that a sign Va len

violin 1 *f* fine was that st. Va len tine was that a sign Va len tine was that a sign Va len

violin 2

flute

recorder

bass

perc

perc

you

you

you

you

you

you

she

st agnes was that a sign Va-len-tine *f* a sign

st reat was that a sign Va-len-tine *f* a sign

he was that a sign Va-len-tine *f* a sign

chorus was that a sign Va-len-tine *f* a sign

chorus tine wasthat st. Va lentine *f* a sign wasthat a sign Va len

violin 1tine wasthat st. Va lentine *f* a sign wasthat a sign Va len

violin 2 *f* *f*

flute *f*

recorder *f* *f*

bass *f*

perc *f* *crash cym.*

perc *mf* *f*

you

she

16

rit.

st agnes give us signs Va- len- - - tine *pp* give us a sign

st reat give us signs Va- len- tine give us a sign *pp*

he give us signs Va- len- tine give us a sign *pp*

chorus give us signs Va- len- tine give us a sign *pp*

chorus *rit.* tine was that a sign Va len tine was that st. Valen tine

chorus *rit.* tine was that a sign Va len tine was that st. Valen tine

violin 1 *rit.* tine was that a sign Va tine was that st. Valen tine

violin 2

flute

recorder

bass *rit.*

perc *sub PP*

perc

you

5/4

she

20

st agnes

mf

st reat

he

chorus

chorus

p was it o was that a sign was it was that a

violin 1

p was it o was that a sign was it o was that a

violin 2

flute

recorder

bass

perc

perc

mp

you

she

24

she

st agnes did not my heart break

st agnes

st reat

did not my heart ache

st reat

he

mf

he

chorus

mf did it not Va- len- tine

chorus

chorus sign

mf

a sign

give

chorus sign

sign

mf

a sign

give

sign

violin 1

violin 1

violin 2

violin 2

flute

flute

recorder

recorder

bass

bass

perc

mf

perc

you

you

she

st agnes

st reat

he did it not Va- len tine

chorus

mf did

chorus

us signs *p* was it o was that a sign was it was that a

violin 1

us signs *p* was it o was that a sign was it o was that a

violin 2

flute

recorder

bass

perc

perc

p

you

she 28

st agnes *mf* did not myheart sigh myheartsigh

st reat

he

chorus not myheart cry myheartcry my Va- len- tine

chorus sign *mp* was that not a sign

violin 1 sign *mp* was that not a sign

violin 2 *mf*

flute

recorder

bass

perc *mf*

perc *mf*

you

she

32

Musical staff with notes and rests.

st agnes o my Va- lentine

Musical staff with notes and rests.

streat

Musical staff with notes and rests.

he did not my heart myheart freeze did not my heart ease

mf

Musical staff with notes and rests.

chorus

mf a sign

mf a- len-tine

Musical staff with notes and rests.

chorus o was that not a sign was that not a

mp

Musical staff with notes and rests.

o was that not a sign was that not a sign was that not a

mp

Musical staff with notes and rests.

Musical staff with notes and rests.

violin 1

mp

Musical staff with notes and rests.

Musical staff with notes and rests.

violin 2

mf

mf

Musical staff with notes and rests.

Musical staff with notes and rests.

Musical staff with notes and rests.

Musical staff with notes and rests.

Musical staff with notes and rests.

Musical staff with notes and rests.

Musical staff with notes and rests.

Musical staff with notes and rests.

Musical staff with notes and rests.

Musical staff with notes and rests.

Musical staff with notes and rests.

Musical staff with notes and rests.

Musical staff with notes and rests.

Musical staff with notes and rests.

Musical staff with notes and rests.

Musical staff with notes and rests.

Musical staff with notes and rests.

she

Musical staff for the vocal line 'she', showing a whole rest for the duration of the measure.

st agnes

Musical staff for the vocal line 'st agnes', showing a melodic line with eighth and sixteenth notes.

st reat did not my heart my heart freeze did not my heart ease

Musical staff for the vocal line 'st reat', showing a whole rest for the duration of the measure.

he

Musical staff for the vocal line 'he', showing a melodic line with eighth and sixteenth notes.

chorus

mf did not my heart yearn did

Musical staff for the chorus vocal line, showing a rhythmic accompaniment of eighth notes.

chorus sign was that not a sign o st. Va- len- tine

Musical staff for the chorus vocal line, showing a rhythmic accompaniment of eighth notes.

sign was that not a sign o st. Va- len- tine

Musical staff for violin 1, showing a melodic line with eighth and sixteenth notes.

violin 2

Musical staff for violin 2, showing a melodic line with eighth and sixteenth notes.

flute

Musical staff for flute, showing a whole rest for the duration of the measure.

recorder

Musical staff for recorder, showing a whole rest for the duration of the measure.

bass

Musical staff for bass, showing a whole rest for the duration of the measure.

perc

Musical staff for percussion, showing a rhythmic accompaniment of eighth notes.

perc

Musical staff for percussion, showing a whole rest for the duration of the measure.

you

Musical staff for the vocal line 'you', showing a whole rest for the duration of the measure.

she

cresc.

Musical staff for the vocal line 'she'. It begins with a whole rest, followed by a melodic line of eighth notes: G4, A4, B4, C5, B4, A4, G4, F4, E4, D4, C4.

st agnes

mf did not my heart ache did it not break

Musical staff for the vocal line 'st agnes'. It begins with a whole rest, followed by a melodic line of eighth notes: G4, A4, B4, C5, B4, A4, G4, F4, E4, D4, C4.

st reat

mf did not my heart ache did it not break

Musical staff for the vocal line 'st reat'. It begins with a whole rest, followed by a melodic line of eighth notes: G4, A4, B4, C5, B4, A4, G4, F4, E4, D4, C4.

he

mf did not my heart ache did it not break

Musical staff for the vocal line 'he'. It begins with a whole rest, followed by a melodic line of eighth notes: G4, A4, B4, C5, B4, A4, G4, F4, E4, D4, C4.

chorus

it not burn did it not o did not my heart ache did it not break did my heart not break

Musical staff for the chorus vocal line (top part). It contains whole rests for the first two measures, followed by a half note G4 in the third measure, and a quarter note G4 in the fourth measure.

chorus

did my heart not break

Musical staff for the chorus vocal line (bottom part). It contains whole rests for the first two measures, followed by a half note G4 in the third measure, and a quarter note G4 in the fourth measure.

violin 1

did my heart not break

Musical staff for violin 1. It begins with a whole rest, followed by a melodic line of eighth notes: G4, A4, B4, C5, B4, A4, G4, F4, E4, D4, C4.

violin 2

mf cresc.

Musical staff for violin 2. It begins with a whole rest, followed by a melodic line of eighth notes: G4, A4, B4, C5, B4, A4, G4, F4, E4, D4, C4.

flute

mf cresc.

Musical staff for flute. It begins with a whole rest, followed by a melodic line of eighth notes: G4, A4, B4, C5, B4, A4, G4, F4, E4, D4, C4.

recorder

mf cresc.

Musical staff for recorder. It begins with a whole rest, followed by a melodic line of eighth notes: G4, A4, B4, C5, B4, A4, G4, F4, E4, D4, C4.

bass

mf cresc.

Musical staff for bass. It begins with a whole rest, followed by a melodic line of eighth notes: G4, A4, B4, C5, B4, A4, G4, F4, E4, D4, C4.

perc

mf cresc.

Musical staff for percussion. It begins with a whole rest, followed by a melodic line of eighth notes: G4, A4, B4, C5, B4, A4, G4, F4, E4, D4, C4.

perc

mf cresc.

Musical staff for percussion. It begins with a whole rest, followed by a melodic line of eighth notes: G4, A4, B4, C5, B4, A4, G4, F4, E4, D4, C4.

you

Musical staff for the vocal line 'you'. It contains whole rests for all four measures.

she

40

3

st agnes o did not my heartbreak sign of my faith in

streat o did not my heartbreak

he o did not my heartbreak

chorus notche heartbreak

chorus *mf* did my heart not break

violin 1 *mf* not break not break

violin 2 *P*

flute *P*

recorder *ff*

bass *ff*

perc *ff* *mp*

perc *ff*

you

design signal sign

design signal sign

she

44

Musical staff for vocal line 1, showing a whole rest followed by a quarter rest.

st agnes you

Musical staff for vocal line 2, showing a whole rest followed by a quarter rest.

st reat

Musical staff for vocal line 3, containing the lyrics "sign of my love in you" with a triplet of eighth notes above the word "sign".

he

Musical staff for vocal line 4, showing a whole rest followed by a quarter rest.

chorus

Musical staff for chorus line 1, showing a whole rest followed by a quarter rest.

chorus

Musical staff for chorus line 2, showing a whole rest followed by a quarter rest.

violin 1

Musical staff for violin 1, featuring a continuous eighth-note triplet pattern.

violin 2

Musical staff for violin 2, featuring a continuous eighth-note triplet pattern.

flute

Musical staff for flute, featuring a continuous eighth-note triplet pattern.

recorder

Musical staff for recorder, featuring a continuous eighth-note triplet pattern.

bass

Musical staff for bass, featuring a rhythmic pattern of eighth and sixteenth notes with a dynamic marking of *mf*.

perc

Musical staff for percussion 1, showing a whole rest followed by a quarter rest.

perc

Musical staff for percussion 2, showing a whole rest followed by a quarter rest.

you

etc.

Musical staff for vocal line 5, showing a whole rest followed by a quarter rest.

cantinue

she

Musical staff for the vocal line 'she', showing a whole rest across the measure.

st agnes

Musical staff for the vocal line 'st agnes', showing a whole rest across the measure.

streat sign of my hope in you

Musical staff for the vocal line 'streat sign of my hope in you', showing a whole rest across the measure.

he

a sign of my song in you

Musical staff for the vocal line 'he', showing a whole rest across the measure.

sign of my path in you

chorus

Musical staff for the chorus part, showing a whole rest across the measure.

chorus

Musical staff for the chorus part, showing a whole rest across the measure.

violin 1

Musical staff for violin 1, featuring a continuous eighth-note triplet pattern with a '3' above the notes.

violin 2

Musical staff for violin 2, featuring a continuous eighth-note triplet pattern with a '3' above the notes.

flute

Musical staff for flute, showing a whole rest followed by a melodic line.

recorder

mf

cresc.

Musical staff for recorder, showing a whole rest followed by a melodic line.

bass

mf

cresc.

Musical staff for bass, showing a rhythmic pattern of eighth notes.

perc

Musical staff for percussion, showing a whole rest across the measure.

perc

$\frac{5}{4}$

you

$\frac{5}{4}$

Musical staff for the vocal line 'you', showing a whole rest across the measure.

she

st agnes *ff* o did notmy heart yearn did

st reat *ff* o did notmy heart yearn did

he a signof mypray'rin you *ff* o did notmy heart yearn did

chorus *ff* o did notmy heart yearn did

chorus *ff* o did notmy heart yearn did

violin 1 *ff* o did notmy heart yearn did

violin 2 *ff*

flute *ff*

recorder *ff*

bass *ff*

perc *ff*

perc *ff*

perc *cresc.* *ff*

you design signal sign

she

52

st agnes it not burn didit not o did not my heart ache did itnot break did my heart not break

st reat it not burn didit not o did not my heart ache did itnot break did my heart not break

he it not burn didit not o did not my heart ache did itnot break did my heart not break

chorus it not burn didit not o did not my heart ache did itnot break did my heart not break

chorus it not burn didit not o did not my heart ache did it not break o

violin 1 it not burn didit not o did not my heart ache did it not break o

violin 2

flute

recorder

bass

perc

perc

perc

you

perc

she

56

heartache heart yearn heart sigh heartcry heart freeze heart ease my heart

heartache heart yearn heart sigh heartcry heart freeze heart ease my heart

heartache heart yearn heart sigh heartcry heart freeze heart ease my heart

heartache heart yearn heart sigh heartcry heart freeze heart ease my heart

chorus did not my heart ache did it not yearn my heart sigh did it not

violin 1 did not my heart ache did it not yearn my heart sigh did it not

perc *ff* *cresc.*

perc

you design signal sign

design signal sign

she

st agno break a sign give us signs

st reat *fff* break a sign give us signs

he *fff* break a sign give us signs

chorus wathat a sign Va len tine wathat a sign Va len tine wathat a sign Va len

chorus *f* break a sign give us signs

violin 1 *f* wathat a sign Va len tine wathat a sign Va len tine wathat a sign Va len

violin 2 *fff*

flute *fff*

recorder *fff*

bass *fff*

perc *f*

perc *fff* *f*

you

slower

♩ = 95

a tempo

she

st agnes give us o st. Va- len- tine

st reat give us o st. Va- len- tine

he give us o st. Va- len- tine *a tempo*

chorus tine was that st. Va - len tine a sign

chorus give us o st. Va- len- tine *a tempo*

violin 1 tine was that st. Va - len tine a sign

perc *a tempo*

you

5/4

this is a love song

st agnes

♩ = 165

4

david

chorus

chorus

violin 1

mf

violin 2

mf

cello

bass

mf

jazz


perc

mf

you

abcdefghijklmnopqrstuvwxyz...


slow, continuous recitation




david



chorus



chorus



violin 1



violin 2




cello




bass




perc




you







david



chorus



chorus



violin 1



violin 2




cello



bass




perc




you







david



chorus



chorus




violin 1



violin 2




cello



bass




perc




you







david



chorus



chorus



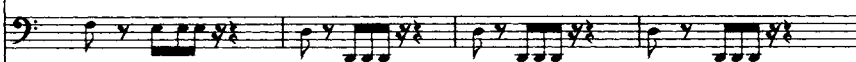
violin 1



violin 2




cello




bass




perc




you






david




chorus



chorus



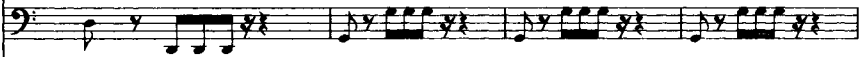
violin 1



violin 2




cello




bass




perc




you






david



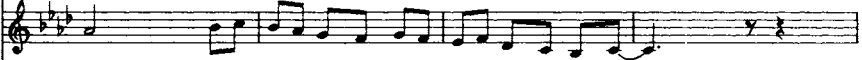
chorus



chorus




violin 1



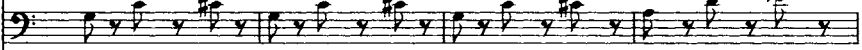
violin 2




cello



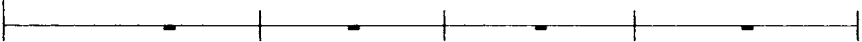
bass



perc



you



david

chorus

chorus is a love song wrote it

violin 1

violin 2

cello

bass

perc

you

david

chorus

chorus on the long road sin- ging near- ly

violin 1


violin 2

cello


bass

perc


you




david



chorus



chorus home




violin 1



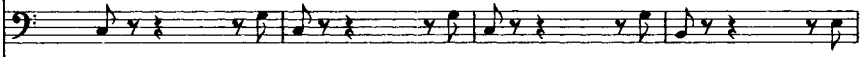
violin 2




cello



bass



perc



you



david

chorus

chorus

violin 1

violin 2

cello

bass

perc

you

david

chorus

violin 1 road this is a love song a love song this


violin 2

cello


bass

perc



you



david



chorus




musical score for 'st agnes' on page 56. The score includes the following parts:


- David**: vocal line with lyrics "home" and "you".
- Chorus**: vocal line.
- Violin 1**: instrumental line.
- Violin 2**: instrumental line.
- Cello**: instrumental line.
- Bass**: instrumental line.
- Perc**: percussion line.

Lyrics: home, you


Dynamic markings: *f*, *cresc.*, *f*




david




chorus



chorus



violin 1




violin 2




cello


mf



bass



perc



you



david

chorus

chorus

violin 1

violin 2

cello


bass

perc

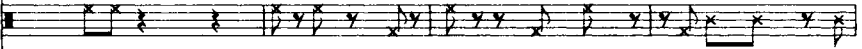
you

ci- ty of love i have i-

The musical score is arranged in a vertical stack of staves. At the top, there are four empty staves. Below them is the vocal line for 'david', followed by the vocal line for 'chorus' with lyrics 'ci- ty of love i have i-'. The instrumental section includes a grand staff for 'chorus' (treble and bass clefs), 'violin 1', 'violin 2', 'cello', 'bass', and 'perc'. The 'you' line at the bottom consists of four empty staves. The music is written in a key signature of three flats and a common time signature.




david



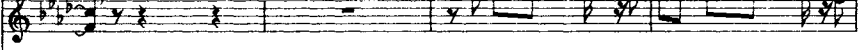
chorus magined ci- ty of peace your squares andwel- lings de-



chorus



violin 1



violin 2




cello



bass



perc



you



Musical staff for 'st agnes' with a treble clef and a key signature of three flats. The staff contains four measures of whole rests.

david

Musical staff for 'david' with a bass clef and a key signature of three flats. The staff contains a melodic line with eighth and sixteenth notes.

chorus void of pa-la-casandri-ta-dels hour-ses of po-wer and of war not

Musical staff for 'chorus' with a treble clef and a key signature of three flats. The staff contains four measures of whole rests.

chorus

Musical staff for 'chorus' with a bass clef and a key signature of three flats. The staff contains four measures of whole rests.

violin 1

Musical staff for 'violin 1' with a treble clef and a key signature of three flats. The staff contains a melodic line with eighth and sixteenth notes.

violin 2

Musical staff for 'violin 2' with a treble clef and a key signature of three flats. The staff contains a rhythmic accompaniment of eighth notes.

cello

Musical staff for 'cello' with a bass clef and a key signature of three flats. The staff contains a rhythmic accompaniment of eighth notes.

bass


Musical staff for 'bass' with a treble clef and a key signature of three flats. The staff contains a rhythmic accompaniment of eighth notes with accents.

perc

Musical staff for 'perc' with a bass clef and a key signature of three flats. The staff contains a rhythmic accompaniment of eighth notes.

you


Musical staff for 'you' with a treble clef and a key signature of three flats. The staff contains four measures of whole rests.




david



chorus be-nished but ne-ver de-sired ci-ty i've wan-dered drea-ming



chorus



violin 1



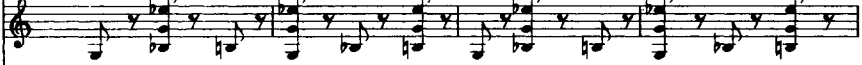
violin 2



cello




bass



perc



you



david

chorus havedweit in and called home

chorus

violin 1


violin 2

cello


bass

perc


you




david



chorus



chorus




violin 1



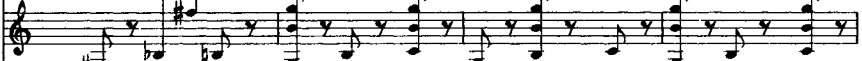
violin 2




cello



bass




perc




you







david



chorus



chorus




violin 1



violin 2




cello




bass




perc




you






A musical staff containing four measures of whole rests.

david



A musical staff containing four measures of whole rests.


chorus



A musical staff for the chorus, starting with a treble clef and a key signature of two flats. It contains four measures: the first is a whole rest, the second has a quarter note G4, the third has a quarter note A4, and the fourth has a quarter note B4.

chorus

this is a love song near- ly home




A musical staff containing four measures of whole rests.

violin 1




A musical staff for violin 1, starting with a treble clef and a key signature of two flats. It contains four measures: the first has a quarter note G4, the second has a quarter note A4, the third has a quarter note B4, and the fourth has a quarter note C5.

violin 2



A musical staff for violin 2, starting with a treble clef and a key signature of two flats. It contains four measures: the first has a sixteenth-note triplet of G4, A4, B4, the second has a quarter note G4, the third has a quarter note A4, and the fourth has a quarter note B4.

cello



A musical staff for cello, starting with a bass clef and a key signature of two flats. It contains four measures: the first has a quarter note G2, the second has a quarter note A2, the third has a quarter note B2, and the fourth has a quarter note C3.

bass



A musical staff for bass, starting with a bass clef and a key signature of two flats. It contains four measures: the first has a quarter note G2, the second has a quarter note A2, the third has a quarter note B2, and the fourth has a quarter note C3.

perc.




A musical staff for percussion, starting with a treble clef and a key signature of two flats. It contains four measures of rhythmic patterns: the first has a quarter note G4, the second has a quarter note A4, the third has a quarter note B4, and the fourth has a quarter note C5.


you



A musical staff containing four measures of whole rests.




david




chorus



chorus this is a love song near- ly home



violin 1



violin 2




cello



bass




perc




you







david




chorus



chorus



violin 1



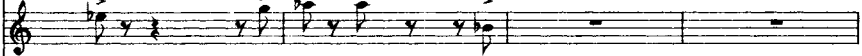
violin 2



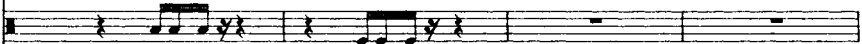
cello



bass



perc



you





david



chorus



violin 1



violin 2



cello



bass




perc




you





david



chorus

Musical score for the chorus, including vocal line and piano accompaniment. The vocal line is in treble clef with lyrics: "on the long road near-ly". The piano accompaniment consists of a treble and bass line. The bass line has four measures of whole rests.

chorus on the long road near-ly

violin 1

Musical staff for Violin 1, treble clef, four measures of music.

violin 2

Musical staff for Violin 2, treble clef, four measures of music.

cello

Musical staff for Cello, bass clef, four measures of music.


bass

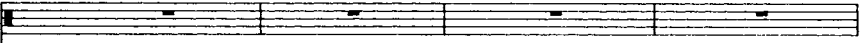
Musical staff for Bass, treble clef, four measures of music.

perc


Musical staff for Percussion, four measures of music with rhythmic patterns.

you





david




chorus



chorus


home




violin 1



violin 2




cello



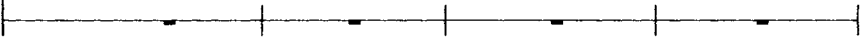
bass



perc



you



david

chorus

chorus

violin 1


violin 2

cello


bass

perc

you




david



chorus



chorus




violin 1



violin 2



cello



bass



perc



you




The musical score is arranged in a vertical stack of staves. From top to bottom, the parts are:


- david**: A single staff with a treble clef, containing rests.
- chorus**: Two staves, one with a treble clef and one with a bass clef, both containing rests.
- violin 1**: A single staff with a treble clef, containing rests.
- violin 2**: A single staff with a treble clef, containing rhythmic notation: quarter notes, eighth notes, and a half note.
- cello**: A single staff with a bass clef, containing rests.
- bass**: A single staff with a bass clef, containing rests.
- perc**: A single staff with a treble clef, containing rhythmic notation. A handwritten box labeled "clock" is placed over the notation, and the dynamic marking "mp" is written below the staff.
- you**: A single staff with a treble clef, containing rests.




musical notation for David's vocal line, including lyrics: david home or a hea- ven a ha- ven or sim- ply be- ing



chorus



chorus



violin 1



violin 2



cello




bass

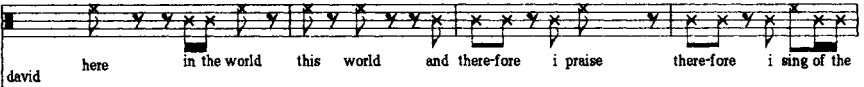


perc *mp*




you






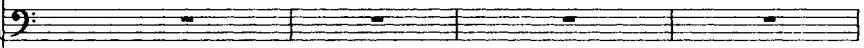
David's vocal line with lyrics: here in the world this world and there-fore i praise there-fore i sing of the



chorus




chorus




violin 1



violin 2



cello



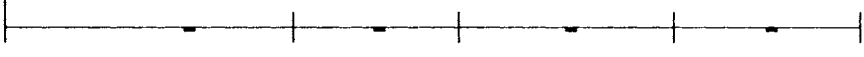
bass



perc




you







David's vocal line, starting with a treble clef and a key signature of three flats. The lyrics are: heart ce-le-brate the dwel-ling place that which is that which is




Chorus part, starting with a treble clef and a key signature of three flats. The lyrics are: near-ly home. A piano (*p*) dynamic marking is present.




Violin 1 part, starting with a treble clef and a key signature of three flats.



Violin 2 part, starting with a treble clef and a key signature of three flats.



Cello part, starting with a bass clef and a key signature of three flats.




Bass part, starting with a bass clef and a key signature of three flats.



Percussion part, starting with a bass clef and a key signature of three flats.




Staff for the word 'you', starting with a bass clef and a key signature of three flats.



david

that which is




chorus




chorus

near- ly home near- ly home




violin 1



violin 2



cello




bass




perc




you





david




chorus



chorus

near- ly home near- ly home



violin 1



violin 2



cello

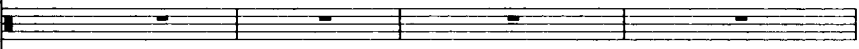
mp



bass




perc




you





david



chorus

chorus near- ly home sin- ging

Musical notation for the chorus, featuring a vocal line with lyrics and a piano accompaniment. The vocal line is in treble clef with a key signature of three flats and a common time signature. The piano accompaniment consists of a bass line in bass clef and a treble line in treble clef, both with a key signature of three flats and a common time signature. The lyrics are: "chorus near- ly home sin- ging".

violin 1

Musical notation for violin 1, featuring a treble clef, a key signature of three flats, and a common time signature. The notation includes a series of eighth notes and sixteenth notes.

violin 2

Musical notation for violin 2, featuring a treble clef, a key signature of three flats, and a common time signature. The notation includes a series of eighth notes and sixteenth notes.

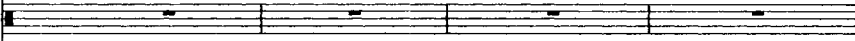
cello

Musical notation for cello, featuring a bass clef, a key signature of three flats, and a common time signature. The notation includes a series of eighth notes and sixteenth notes.


bass

Musical notation for bass, featuring a bass clef, a key signature of three flats, and a common time signature. The notation includes a series of eighth notes and sixteenth notes.

perc



you



david

chorus

chorus

violin 1

violin 2

cello

bass

perc

you

An empty musical staff with a treble clef, divided into four measures.

david

An empty musical staff with a treble clef, divided into four measures.

chorus

An empty musical staff with a treble clef and a key signature of two flats, divided into four measures.

chorus

An empty musical staff with a bass clef and a key signature of two flats, divided into four measures.

violin 1

Musical staff for violin 1 with a treble clef and a key signature of two flats. It contains a melodic line starting with a quarter note G4, followed by quarter notes A4, B4, and C5, then a half note B4, and finally quarter notes A4, G4, and F4.

violin 2

Musical staff for violin 2 with a treble clef and a key signature of two flats. It contains a rhythmic accompaniment of eighth notes: G4, A4, B4, C5, B4, A4, G4, F4, G4, A4, B4, C5, B4, A4, G4, F4.

cello

Musical staff for cello with a bass clef and a key signature of two flats. It contains a rhythmic accompaniment of eighth notes: G2, A2, B2, C3, B2, A2, G2, F2, G2, A2, B2, C3, B2, A2, G2, F2.

bass


Musical staff for bass with a bass clef and a key signature of two flats. It contains a rhythmic accompaniment of eighth notes: G2, A2, B2, C3, B2, A2, G2, F2, G2, A2, B2, C3, B2, A2, G2, F2.

perc


An empty musical staff with a treble clef, divided into four measures.

you

An empty musical staff with a treble clef, divided into four measures.



david



chorus



chorus



violin 1



violin 2




cello



bass



perc



you



david

chorus

chorus

violin 1

song

this is

a

love

song

violin 2

cello

bass

perc

you

david

chorus

chorus

violin 1

wrote it on the long road near- ly

violin 2

cello

bass

perc

you

david

chorus

chorus

violin 1 home this is a love song


violin 2

cello


bass

perc


you



david



chorus



chorus



violin 1


near-

ly

home

sin-

ging




violin 2



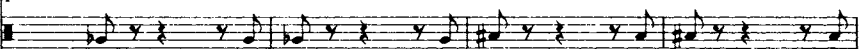
cello



bass




perc




you






david




chorus

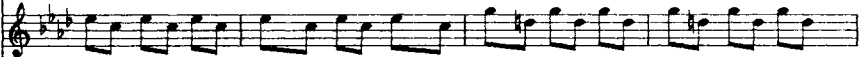


chorus


this



violin 1 sin- ging sin- ging near- ly home




violin 2



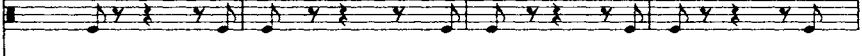
cello




bass




perc




you







david



chorus




chorus is a love song this is a love song




violin 1



violin 2



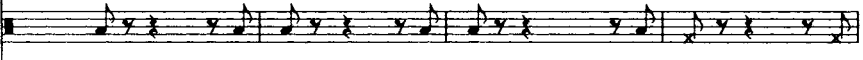
cello



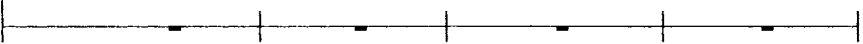
bass




perc




you






david



chorus



chorus wrote it on the long road



violin 1



violin 2



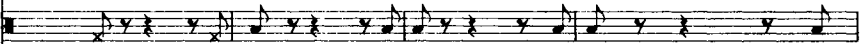
cello



bass




perc




you





david



chorus



violin 1




violin 2




cello




bass




perc




you





david




chorus



chorus

home



violin 1



violin 2




cello




bass



perc



you



david

chorus

chorus

violin 1


violin 2

cello


bass

perc

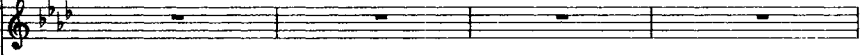
you




david



chorus




chorus



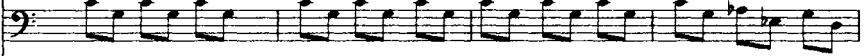
violin 1




violin 2



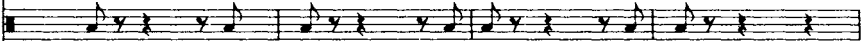
cello




bass




perc




you







david



chorus




chorus



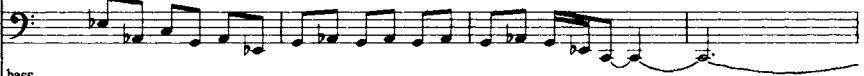
violin 1



violin 2




cello



bass




perc



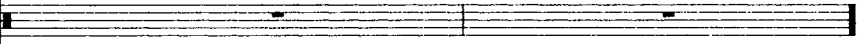
you




st agnes




david




chorus




chorus



violin 1



violin 2




cello



bass



perc



you



BlesSing

she

softly, gradual crescendo

$\text{♩} = 96$

The musical score consists of nine staves. The first staff is for the vocal part 'she', which is mostly silent. The second staff is for 'a reader', with lyrics 'bless' and dynamic markings *mf* and *pp*. The third staff is for 'we', with lyrics 'bless bless sing'. The fourth staff is for 'st agnes', which is mostly silent. The fifth staff is for 'david', with lyrics 'bless bless sing' and dynamic marking *p*. The sixth staff is for 'st reat', with lyrics 'bless bless sing' and dynamic marking *p*. The seventh staff is for 'st orn', with lyrics 'bless bless sing'. The eighth staff is for 'strangle', which is mostly silent. The ninth staff is for 'you', with lyrics 'blesssing blessing blessing blessing' and a 3/2 time signature.

very softly

she

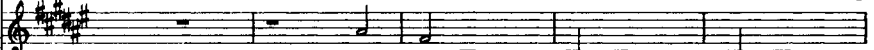


a reader you less me when i bless you bless me




we

mf




st agnes bless bless sing



david

mp


bless bless sing



st reat


mp

bless bless sing



st orm

bless bless sing



strangle

you

bless

me

bless

you

blesssing



she

a reader

mf bless you bless me when i bless you

we

mp bless bless sing

mf

st agnes

mp bless bless sing

david

mf sing bless

st reat

mf sing bless sing

st orm

mp bless bless sing

strangle

bless bless sing

you

blesssing | me | you | lesssing | bless

she



a reader



we



st agnes



david




st reat



st orm



strangle




you




ssssss held after pitch stops

she




a reader

bless sing bless



we


sub pp



st agnes

bless


ssssssssss



david

pp

bless sing bless



st reat

pp


bless sing bless



st orm

mp


bless you bless me when



strangle

mp

bless sing



you

ssssss

ssssss

continue

she

Musical staff with notes and rests. Includes dynamic marking *mp* and a series of 's' characters.

a reader

Musical staff with notes and rests.

we

Musical staff with notes and rests. Includes dynamic marking *mp* and lyrics "bless sing bless".

st agnes

Musical staff with notes and rests. Includes dynamic marking *mp* and lyrics "bless sing bless".

david

Musical staff with notes and rests. Includes dynamic marking *mp* and lyrics "bless sing bless".

st reat

Musical staff with notes and rests. Includes dynamic marking *mf* and lyrics "bless sing bless".

st orm

Musical staff with notes and rests. Includes lyrics "i bless you and more me can a more ble- sing".

bless
strangle

Musical staff with notes and rests. Includes dynamic marking *mp* and lyrics "bless sing bless".

you

Musical staff with notes and rests. Includes dynamic marking *mp* and lyrics "bless sing bless".

she
reader *mf* bless sing bless ————— they sssssss bless

we *f* bless you less me when

st agnes *mf* bless sing bless —————

david sssssss *f* bless sing bless

st reat *mf* bless sing bless

st orm you sssss *mf* bless sing bless

strangle *mf* bless sing bless

you sssssss

you

The musical score consists of eight staves. The first staff is a vocal line for 'she' with lyrics 'she', 'reader', 'bless sing bless', 'they', 'sssssss', and 'bless'. The second staff is a vocal line for 'we' with lyrics 'we', 'bless you', 'less me when', and a dynamic marking of *f*. The third staff is a vocal line for 'st agnes' with lyrics 'st agnes', '*mf* bless sing bless', and a dynamic marking of *mf*. The fourth staff is a vocal line for 'david' with lyrics 'david', 'sssssss', '*f* bless sing bless', and a dynamic marking of *f*. The fifth staff is a vocal line for 'st reat' with lyrics 'st reat', '*mf* bless sing bless', and a dynamic marking of *mf*. The sixth staff is a vocal line for 'st orm' with lyrics 'st orm', 'you', 'sssss', '*mf* bless sing bless', and a dynamic marking of *mf*. The seventh staff is a vocal line for 'strangle' with lyrics 'strangle', '*mf* bless sing bless', and a dynamic marking of *mf*. The eighth staff is a vocal line for 'you' with lyrics 'you', 'sssssss', and 'you'. The score includes various musical notations such as treble and bass clefs, notes, rests, and dynamic markings.

she
sing bless
a reader

we you *ppp* sssssss

st agnes *pp* bless you bless

david *sub pp*

st reat

st orm *pp* bless you bless

strangle

you *ppp* sssssss *pp* bless
 sssssss you sssssss you

Detailed description: This is a musical score for a vocal ensemble. It consists of ten staves. The first two staves are in treble clef, and the remaining eight are in bass clef. The lyrics are written below the notes. Performance markings include *ppp* (pianissimo), *pp* (piano), and *sub pp* (sub-piano). There are also several instances of 'sssssss' indicating sustained or breathy sounds. The score is divided into measures by vertical bar lines.

she and they

a reader bless you

we *mp* bless you bless

st agnes

dauid *mp* bless you bless

st reat *mf* bless you less me when i bless - you

st orm *m*

strangle *mp* bless you bless

you you bless

amore more con amore

The image shows a musical score for a choral piece. It consists of ten staves of music, each with a vocal line and lyrics. The lyrics are: 'she and they', 'a reader bless you', 'we mp bless you bless', 'st agnes', 'dauid mp bless you bless', 'st reat mf bless you less me when i bless - you', 'st orm m', 'strangle mp bless you bless', 'you you bless', and 'amore more con amore'. The score includes various musical notations such as treble and bass clefs, notes, rests, and dynamic markings like *mf* (mezzo-forte) and *m* (mezzo). There are also some scribbles or 'ssssss' marks in the music, likely indicating breath marks or specific articulation. The lyrics are written below the corresponding musical staves.

she

sing bless
a reader

we you *pp* sssssss

st agnes *pp* bless you bless

david *sub pp*

bless
st reat

st orm *pp* bless you bless

strangle

you *pp* sssssss *pp* bless

sssssss | you | sssssss | you

she and they

a reader bless you less me

we *mp* bless you bless

st agnes

david *mp* bless you bless

st reat *mf* bless you less me when i bless - you

st orm *m*

strangle *mp* bless you bless

you you bless

amore mote con amore

The image shows a musical score for a choral piece. It consists of ten staves of music, each with a vocal line and lyrics. The lyrics are: 'she and they', 'a reader bless you less me', 'we mp bless you bless', 'st agnes', 'david mp bless you bless', 'st reat mf bless you less me when i bless - you', 'st orm m', 'strangle mp bless you bless', 'you you bless', and 'amore mote con amore'. The score includes various musical notations such as treble and bass clefs, notes, rests, and dynamic markings like *mf* and *mp*. There are also some scribbles or 'ssssss' marks in the original image, which appear to be artifacts or intentional markings.

she

get louder

she

decrsc.

we con a- mor- e *ff* *mp*

a reader e when i bless you bleas sing bless sing bless *mp*

we *mp*

st agnes *decrsc.*

less me when i bless *ff* you bless *mp*

david *ff* *mp*

st rent less me when i bless - you bless *mp*

st orm

strangle

you *ssssssss* *p* bless you bless

less | less | *ssssssss* | *ssssssss* | *ssssssss*

very ssssoftly

she

Musical staff for the word "she". It features a treble clef and a long, sweeping melodic line that spans across the bar line. The dynamic marking *ppp* is placed below the staff, and a series of "s" characters (sssss) is positioned at the end of the staff.

a reader

Musical staff for the words "a reader". It features a treble clef and a long, sweeping melodic line that spans across the bar line. The dynamic marking *ppp* is placed below the staff, and a series of "s" characters (ssssssss) is positioned at the end of the staff.

we

Musical staff for the word "we". It features a treble clef and a long, sweeping melodic line that spans across the bar line. The dynamic marking *ppp* is placed below the staff, and a series of "s" characters (ssssssss) is positioned at the end of the staff.

st agnes

Musical staff for the words "st agnes". It features a treble clef and a long, sweeping melodic line that spans across the bar line. The dynamic marking *ppp* is placed below the staff, and a series of "s" characters (ssss) is positioned at the end of the staff.

david

Musical staff for the word "david". It features a bass clef and a long, sweeping melodic line that spans across the bar line. The dynamic marking *ppp* is placed below the staff, and a series of "s" characters (ssss) is positioned at the end of the staff.

st reat

Musical staff for the words "st reat". It features a bass clef and a long, sweeping melodic line that spans across the bar line. The dynamic marking *ppp* is placed below the staff, and a series of "s" characters (ssss) is positioned at the end of the staff.

st orm

Musical staff for the words "st orm". It features a bass clef and a long, sweeping melodic line that spans across the bar line. The dynamic marking *ppp* is placed below the staff, and a series of "s" characters (ssss) is positioned at the end of the staff.

strangle

Musical staff for the word "strangle". It features a bass clef and a long, sweeping melodic line that spans across the bar line. The dynamic marking *ppp* is placed below the staff, and a series of "s" characters (ssssssss) is positioned at the end of the staff.


you

Musical staff for the word "you". It features a bass clef and a long, sweeping melodic line that spans across the bar line. The dynamic marking *ppp* is placed below the staff, and a series of "s" characters (ssss) is positioned at the end of the staff.


no path

♩ - 200


she




he



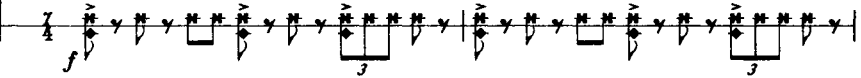
chorus




chorus



perc




she




he

no path but the true path should be taken all o- ther roads




no road but the ho- ly road the way

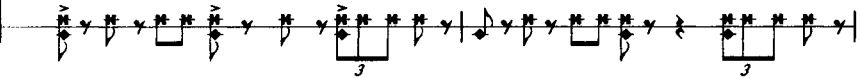
chorus



chorus



perc



she

she
he are mis-ta- ken aaaaaah

he
when the true path is ta- ken the way is clear aaaaaah

chorus

chorus

perc

perc

she

she
he tho the true path be not the near path and the price be dear aaaaaah no path

he
tho the true path be not the near path and the price be dear

chorus

chorus
way is clear not the path no road

chorus

chorus
way is clear not the path no road

perc

perc
way is clear not the path no road

she

he but the true path shall be ta- ken aaaaah no road but the ho- ly
 aaaaah no path but the true path should be ta- ken aaaaah

chorus

but the ho- ly road and should be ta- ken

chorus

but the ho- ly road and should be ta- ken

perc

she

he road aaaaah the way aaaaah o- ther roads are
 no road but the ho- ly road all o- ther roads are

chorus

no road but the ho- ly road

chorus

no road but the ho- ly road

perc

♩ = 165

slower

she

Musical staff for 'she' showing a treble clef and a few notes.

he

ff

mis- ta- ken

Musical staff for 'he' showing a bass clef and notes.

ff

mis- ta- ken

chorus

Musical staff for the chorus showing a treble clef and notes.

chorus

ff

no path but the true path should be ta- ken no

Musical staff for the chorus showing a bass clef and notes.

perc

ff

no path but the true path should be ta- ken no

Musical staff for percussion showing a complex rhythmic pattern with triplets.

she

Musical staff for 'she' showing a treble clef and a bar line.

he

Musical staff for 'he' showing a bass clef and a bar line.

16

chorus

Musical staff for the chorus showing a treble clef and notes.

no road but the ho- ly road the way all o- ther roads are mis- ta- ken


Musical staff for the chorus showing a bass clef and notes.

perc


no road but the ho- ly road the way all o- ther roads are mis- ta- ken

Musical staff for percussion showing a complex rhythmic pattern with triplets.

she



he



chorus

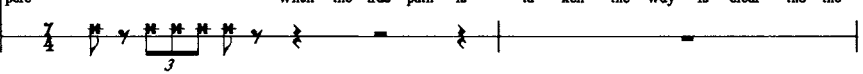


when the true path is ta- ken the way is clear tho the

chorus




perc




when the true path is ta- ken the way is clear tho the

she



he



chorus

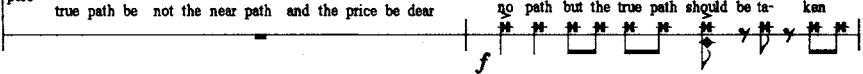


true path be not the near path and the price be dear no path but the true path should be ta- ken

chorus




perc



true path be not the near path and the price be dear no path but the true path should be ta- ken

she



he



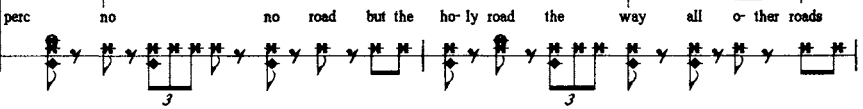
chorus




chorus




perc



she



he




chorus



chorus



perc



she

he

chorus

chorus

perc

ff

she

28

he


chorus

chorus

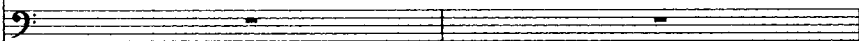
perc

ff

she



he



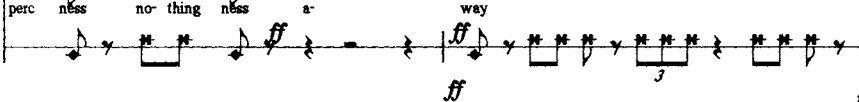
chorus



chorus



perc



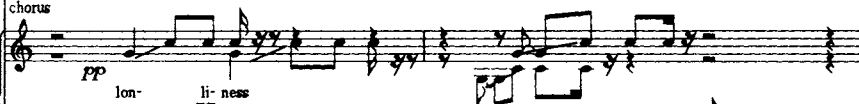
she



he



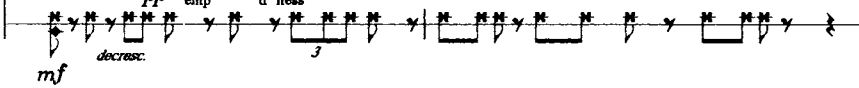
chorus



chorus



perc



mf

decras.

3

32

pp

pp

pp

pp

pp

she

he love- less-ness love- less- ness

ness love- less- ness

chorus

chorus

perc

mp

3

she

36

he

chorus

chorus

perc

she

he *pp* bit-ter-ness lon-ly-ness

pp emp-ti-ness bit-ter-ness lon-ti-

chorus *pp* emp-ti-ness bit-ter-ness

chorus bit-ter-ness love-lessness

perc *pp* emp-ti-ness bit-ter-ness love-lessness less-ness

mf decreac. 3

she

he love-lessness emp-ti-ness

ness love-lessness

chorus lon-ly-ness

chorus lon-ly-ness


perc lon-ly-ness

no path but the true path should be ta-ken

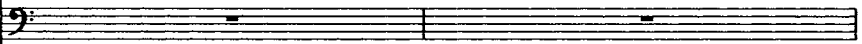
ff

40

she



he



chorus

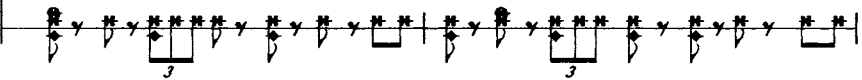


no no road but the ho-ly road the way all o-ther roads


chorus



perc no no road but the ho-ly road the way all o-ther roads




she



44

he



chorus



are mis-ta-ken and when take- *f* lead

chorus



perc are mis-ta-ken and when ta-ken *f* lead



cresc.

ff

she

he

chorus

to lon- li- ness lead to love- less- ness

chorus

perc

to lon- li- ness lead to love- less- ness

ff

she

48

he

chorus

f lead *ff* to emp- ti- ness lon- li-

chorus

perc

f lead *ff* to emp- ti- ness lon- li-

ff

ff

she

he

chorus

ness love-less-ness a- way

chorus

ff

perc

ness love-less-ness a- way

ff *ff*

ff *ff*

3

she

52

he

i

a way

chorus

chorus

perc

pp *mp* *mp*

one and one

st agnes ♩ = 140

The first system of the musical score consists of four staves. The top staff is a treble clef with a 4/4 time signature, containing four whole rests, with a measure number '4' above the fourth measure. The second staff is a bass clef with a 4/4 time signature, also containing four whole rests. The third staff is a bass clef with a 4/4 time signature, containing four whole rests, with the instruction 'strangle hold' written above the first measure. The fourth staff is a drum staff with a 4/4 time signature, featuring a complex rhythmic pattern of eighth and sixteenth notes, with four triplets marked with a '3' above them. The dynamic marking 'mf' is placed below the first measure, and 'mp' is placed below the fourth measure, with a wedge-shaped hairpin indicating a crescendo from the first to the fourth measure.

st agnes

The second system of the musical score consists of four staves. The top staff is a treble clef with a 4/4 time signature, containing four whole rests, with a measure number '8' above the fourth measure. The second staff is a bass clef with a 4/4 time signature, containing four whole rests. The third staff is a bass clef with a 4/4 time signature, containing four whole rests, with the instruction 'strangle' written above the first measure. The fourth staff is a drum staff with a 4/4 time signature, featuring a rhythmic pattern of eighth and sixteenth notes, with two triplets marked with a '3' above them. The dynamic marking 'pp' is placed below the first measure. The lyrics 'one and one' are written below the drum staff, with 'one' under the first measure, 'and' under the second measure, and 'one' under the third measure. The dynamic marking 'pp' is also placed below the word 'one' in the third measure.

si agnes

12

Musical score for measures 12-15. The score consists of three staves: a vocal line in treble clef, a bass line in bass clef, and a drum line in bass clef. The vocal line has a fermata over the final measure. The lyrics are: "i one and one makes one". The dynamic marking *pp* is present in the second measure of the vocal line.

si agnes

16

Musical score for measures 16-19. The score consists of three staves: a vocal line in treble clef, a bass line in bass clef, and a drum line in bass clef. The lyrics are: "i and one makes one ze- ro". The dynamic marking *ff* is located below the drum line at the end of the section.

st agnes

20

one and one makes one ze-

ro one and

one and one

st agnes

24

ro one and one

one makes one ze- ro one

st agnes

28

i makes one ze- ro one

strangle and one makes one ze-

drum one and - one makes one

Detailed description: This system contains measures 28 through 31. It features three staves: a vocal line in treble clef, a bass line in bass clef, and a drum line. The vocal line has lyrics 'i makes one ze- ro one' with notes on a whole, quarter, quarter, and half note. The bass line has lyrics 'strangle and one makes one ze-' with notes on a whole, quarter, quarter, quarter, and half note. The drum line has lyrics 'drum one and - one makes one' with notes on a whole, quarter, quarter, quarter, and half note. A key signature change to one sharp (F#) occurs at the end of measure 31.

st agnes

32

i and one

strangle ro one and one

drum ze- - ro one and one

Detailed description: This system contains measures 32 through 35. It features three staves: a vocal line in treble clef, a bass line in bass clef, and a drum line. The vocal line has lyrics 'i and one' with notes on a whole, quarter, and half note. The bass line has lyrics 'strangle ro one and one' with notes on a whole, quarter, quarter, quarter, and half note. The drum line has lyrics 'drum ze- - ro one and one' with notes on a whole, quarter, quarter, quarter, and half note. A key signature change to one flat (Bb) occurs at the end of measure 35.

st agnes

36

Musical score for measures 36-39. The score is written for four parts: vocal (soprano), bass, strangle, and drum. The vocal line starts with a rest, then has notes for 'one and one makes'. The bass line has notes for 'one and one makes'. The strangle line has notes for 'makes one ze-ro one'. The drum line has rests.

st agnes

40

Musical score for measures 40-43. The score is written for four parts: vocal (soprano), bass, strangle, and drum. The vocal line has notes for 'one ze-ro one ze'. The bass line has notes for 'one and one makes one ze'. The strangle line has notes for 'and one makes one ze'. The drum line has notes for 'and one makes one ze' with a fermata over the last two notes.

st agnes

44

i
 ro
 ro
 one
 drum p

st agnes

48

i
 one and one makes
 one and one makes
 drum and one makes one ze ro
 decresc.

st agnes

52

Musical score for measures 52-55. The score consists of three staves: vocal line (treble clef), string line (bass clef), and drum line (bass clef). The lyrics are: "one and one makes one". The string line includes a *p* dynamic marking. The drum line includes two *p* dynamic markings.

one and one makes one

one ze- ro *p* one and one

one and one makes one ze-

p

p

st agnes

56

Musical score for measures 56-59. The score consists of three staves: vocal line (treble clef), string line (bass clef), and drum line (bass clef). The lyrics are: "ze-ro one and one makes one". The string line includes a *p* dynamic marking. The drum line includes two *p* dynamic markings.

ze- ro one and one makes one

makes one ze- ro one and

ro makes one ze-

p

p

st agnes

60

The musical score consists of four staves. The first staff is a vocal line in treble clef with a key signature of one sharp (F#). It contains the lyrics "ze-ro" and "one" with dotted lines indicating continuation. The second staff, labeled "strangle", is in bass clef and contains the lyric "one" with a dotted line. The third staff, labeled "drum", is in bass clef and contains the lyric "ro" with a dotted line. The fourth staff is a drum line with a single downward-pointing arrowhead in the first measure of each of the four measures, indicating a consistent rhythmic pattern.

PRODUCTION NOTES

bpNichol

This page intentionally left blank

1) This piece is imagined as being performed in the kinds of halls & spaces choirs normally perform in. The performers' relationship to their audience should always remain that of itinerant chorus to moneyed audience.

2) In every performance there should be at least one person placed in the audience who will get up after "St. Reat's Song" and place some money in the hat and then go back to her/his seat.

3) The characters *never* call each other by name. Nor should their names be printed in any programme that accompanies the performance. Names exist as a guide to performers, and/or as part of the experience of reading the work, only.

4) The chorus should behave as a real chorus and leave space after each number for applause, acknowledging it if it comes. i should always be encouraged by any and all applause. It makes him even more ingratiating if there's a lot, and more depressed if there's a little.

5) Flags should be a variation on the following design:



The flags are always grouped in colour pairs i.e. black & red/red & black should be held by the same performer. The flags should always have black and at least one of the colour pairs should be red & black.

6) Performers get to keep all money they manage to collect from the audience by way of donation.

This page intentionally left blank

Editor for the Press: Christopher Dewdney
Typesetting: David McFadden
Printed in Canada

Coach House Press
50 Prince Arthur Ave., Suite 107
Toronto, Canada
M5R 1B5